

**S.D.College, Hoshiarur**  
**Analysis of Student Feedback 2019-20**

**How much of the syllabus was covered in the class?**

		Frequency	Percent	Valid Percent	Cumulative Percent
Valid	Below 30%	18	3.5	3.5	3.5
	30 to 54%	37	7.2	7.2	10.7
	55 to 69%	101	19.6	19.7	30.4
	70 to 84%	216	42.0	42.1	72.5
	85 to 100%	141	27.4	27.5	100.0
	Total	513	99.8	100.0	
Missing	System	1	.2		
Total		514	100.0		

**How well did the teachers prepare for the classes?**

		Frequency	Percent	Valid Percent	Cumulative Percent
Valid	Won't teach at all	10	1.9	1.9	1.9
	Indifferently	28	5.4	5.4	7.4
	Poorly	23	4.5	4.5	11.9
	Satisfactorily	322	62.6	62.6	74.5
	Thoroughly	131	25.5	25.5	100.0
	Total	514	100.0	100.0	

**How well were the teachers able to communicate**

		Frequency	Percent	Valid Percent	Cumulative Percent
Valid	Very poor	10	1.9	1.9	1.9
	ineffective	14	2.7	2.7	4.7
	satisfactorily	137	26.7	26.7	31.3
	Sometimes effective	134	26.1	26.1	57.4
	Always effective	219	42.6	42.6	100.0
Total	514	100.0	100.0		

**The teacher's approach to teaching can best be described as**

	Frequency	Percent	Valid Percent	Cumulative Percent

*P. S. S.*  
**Principal**  
**S.D. College, Hoshiarpur**

Valid	Poor	7	1.4	1.4	1.4
	Fair	17	3.3	3.3	4.7
	Good	122	23.7	23.8	28.5
	Very good	194	37.7	37.8	66.3
	Excellent	172	33.5	33.5	99.8
	32	1	.2	.2	100.0
	Total	513	99.8	100.0	
Missing	System	1	.2		
Total		514	100.0		

**Fairness of the internal evaluation process by the teachers.**

		Frequency	Percent	Valid Percent	Cumulative Percent
Valid	Unfair	7	1.4	1.4	1.4
	Usually unfair	26	5.1	5.1	6.4
	Sometimes unfair	95	18.5	18.5	24.9
	Usually fair	211	41.1	41.1	66.0
	Always fair	174	33.9	33.9	99.8
	5	1	.2	.2	100.0
	Total	514	100.0	100.0	

**Was your performance in assignments discussed with you**

		Frequency	Percent	Valid Percent	Cumulative Percent
Valid	Never	30	5.8	5.8	5.8
	Rarely	48	9.3	9.4	15.2
	Occasionally/Sometimes	96	18.7	18.7	33.9
	Usually	175	34.0	34.1	68.0
	Every time	162	31.5	31.6	99.6
	5	1	.2	.2	99.8
	21	1	.2	.2	100.0
	Total	513	99.8	100.0	
Missing	System	1	.2		
Total		514	100.0		

Principal   
S.D. College, Hoshiarpur

The Institute takes active interest in promoting Internship, student exchange, field visit opportunities for students.

	Frequency	Percent	Valid Percent	Cumulative Percent
Valid Never	28	5.4	5.4	5.4
Rarely	34	6.6	6.6	12.1
Sometimes	110	21.4	21.4	33.5
Often	153	29.8	29.8	63.2
Regularly	189	36.8	36.8	100.0
Total	514	100.0	100.0	

The teaching and mentoring process in your institution facilitates you in cognitive, social and emotional growth.

	Frequency	Percent	Valid Percent	Cumulative Percent
Valid Not at all	14	2.7	2.7	2.7
Marginally	12	2.3	2.3	5.1
Moderately	134	26.1	26.1	31.1
Very well	252	49.0	49.0	80.2
Significantly	102	19.8	19.8	100.0
Total	514	100.0	100.0	

The institution provides multiple opportunities to learn and grow.

	Frequency	Percent	Valid Percent	Cumulative Percent
Valid Strongly disagree	10	1.9	1.9	1.9
Disagree	26	5.1	5.1	7.0
Neutral	102	19.8	19.8	26.8
Agree	242	47.1	47.1	73.9
Strongly agree	133	25.9	25.9	99.8
12	1	.2	.2	100.0
Total	514	100.0	100.0	

Principal   
S.D. College, Hoshiarpur



**Teachers inform you about your expected competences, course outcomes and programme outcomes**

	Frequency	Percent	Valid Percent	Cumulative Percent
Valid Never	9	1.8	1.8	1.8
Rarely	16	3.1	3.1	4.9
Occasionally/Sometimes	55	10.7	10.7	15.6
Usually	238	46.3	46.3	61.9
Every time	196	38.1	38.1	100.0
Total	514	100.0	100.0	

**Your mentor does a necessary follow-up with an assigned task to you**

	Frequency	Percent	Valid Percent	Cumulative Percent
Valid I don't have a mentor	16	3.1	3.1	3.1
Rarely	37	7.2	7.2	10.3
Occasionally/Sometimes	114	22.2	22.2	32.5
Usually	202	39.3	39.3	71.8
Every time	145	28.2	28.2	100.0
Total	514	100.0	100.0	

**The teachers illustrate the concepts through examples and applications.**

	Frequency	Percent	Valid Percent	Cumulative Percent
Valid Never	14	2.7	2.7	2.7
Rarely	9	1.8	1.8	4.5
Occasionally/Sometimes	60	11.7	11.7	16.1
Usually	191	37.2	37.2	53.3
Every time	240	46.7	46.7	100.0
Total	514	100.0	100.0	

Principal  
S.D. College, Hoshiarpur



**The teachers identify your strengths and encourage you with providing right level of challenges**

	Frequency	Percent	Valid Percent	Cumulative Percent
Valid Unable to	13	2.5	2.5	2.5
Slightly	22	4.3	4.3	6.8
Partially	69	13.4	13.4	20.2
Reasonably	178	34.6	34.6	54.9
Fully	232	45.1	45.1	100.0
Total	514	100.0	100.0	

**Teachers are able to identify your weaknesses and help you to overcome them**

	Frequency	Percent	Valid Percent	Cumulative Percent
Valid Never	23	4.5	4.5	4.5
Rarely	14	2.7	2.7	7.2
Occasionally/Sometimes	72	14.0	14.0	21.2
Usually	191	37.2	37.2	58.5
Every time	213	41.4	41.5	100.0
Total	513	99.8	100.0	
Missing System	1	.2		
Total	514	100.0		

**The institution makes effort to engage students in the monitoring, review and continuous quality improvement of the teaching learning process**

	Frequency	Percent	Valid Percent	Cumulative Percent
Valid Strongly disagree	12	2.3	2.3	2.3
Disagree	30	5.8	5.8	8.2
Neutral	107	20.8	20.8	29.0
Agree	224	43.6	43.6	72.6
Strongly agree	141	27.4	27.4	100.0
Total	514	100.0	100.0	

Principal   
S.D. College, Hoshiarpur

**The institute/ teachers use student centric methods, such as experiential learning, participative learning and problem solving methodologies for enhancing learning experiences**

	Frequency	Percent	Valid Percent	Cumulative Percent
Valid Not at all	14	2.7	2.7	2.7
Very little	33	6.4	6.4	9.1
Some what	57	11.1	11.1	20.2
Moderate	250	48.6	48.6	68.9
To a great extent	160	31.1	31.1	100.0
Total	514	100.0	100.0	

**Teachers encourage you to participate in extracurricular activities**

	Frequency	Percent	Valid Percent	Cumulative Percent
Valid Strongly disagree	12	2.3	2.3	2.3
Disagree	21	4.1	4.1	6.4
Neutral	82	16.0	16.0	22.4
Agree	212	41.2	41.2	63.6
Strongly agree	187	36.4	36.4	100.0
Total	514	100.0	100.0	

**Efforts are made by the institute/ teachers to inculcate soft skills, life skills and employability skills to make you ready for the world of work**

	Frequency	Percent	Valid Percent	Cumulative Percent
Valid Not at all	15	2.9	2.9	2.9
Very little	22	4.3	4.3	7.2
Some what	47	9.1	9.1	16.3
Moderate	255	49.6	49.6	66.0
To a great extent	175	34.0	34.0	100.0
Total	514	100.0	100.0	

Principal  
S.D. College, Hoshiarpur

What percentage of teachers use ICT tools such as LCD projector, Multimedia, etc. while teaching

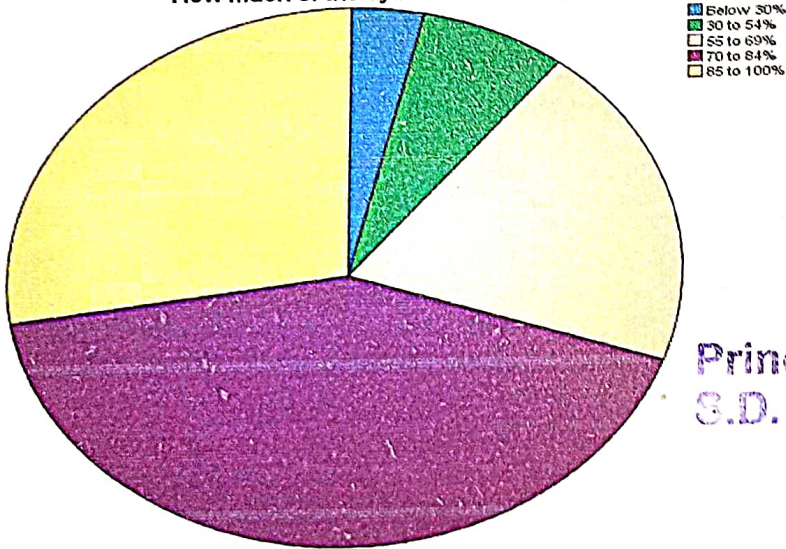
	Frequency	Percent	Valid Percent	Cumulative Percent
Valid Below 29%	75	14.6	14.6	14.6
30 – 49%	63	12.3	12.3	26.8
50 – 69%	107	20.8	20.8	47.7
70 – 89%	154	30.0	30.0	77.6
Above 90%	115	22.4	22.4	100.0
Total	514	100.0	100.0	

The overall quality of teaching-learning process in your institute is very good

	Frequency	Percent	Valid Percent	Cumulative Percent
Valid Strongly disagree	8	1.6	1.6	1.6
Disagree	17	3.3	3.3	4.9
Neutral	78	15.2	15.2	20.0
Agree	227	44.2	44.2	64.2
Strongly agree	184	35.8	35.8	100.0
Total	514	100.0	100.0	

**Pie Chart**

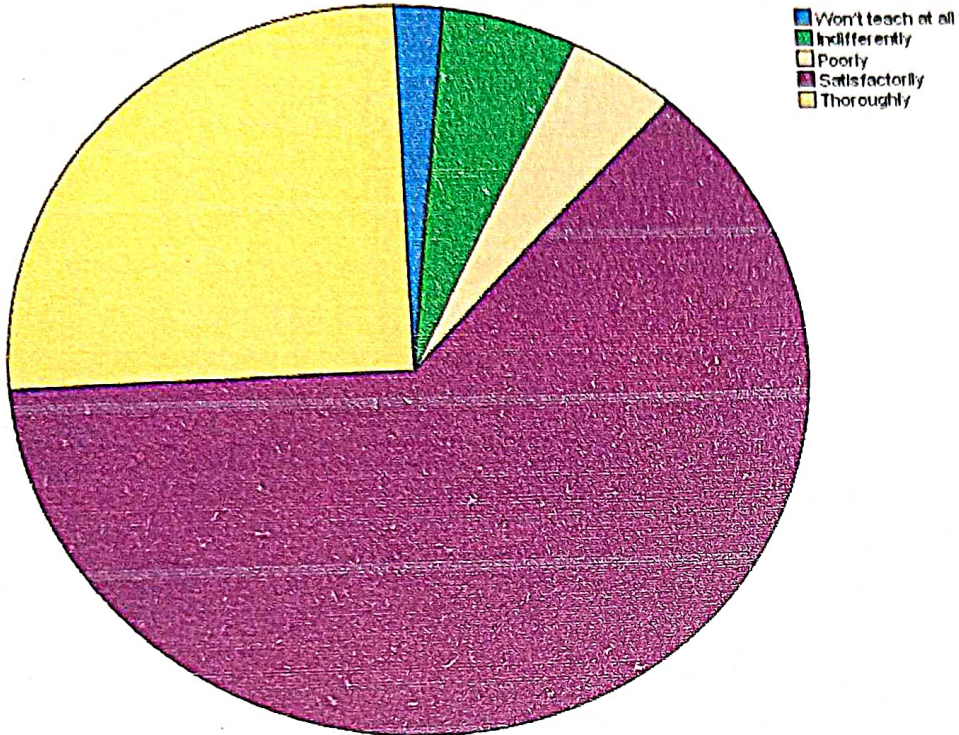
How much of the syllabus was covered in the class?



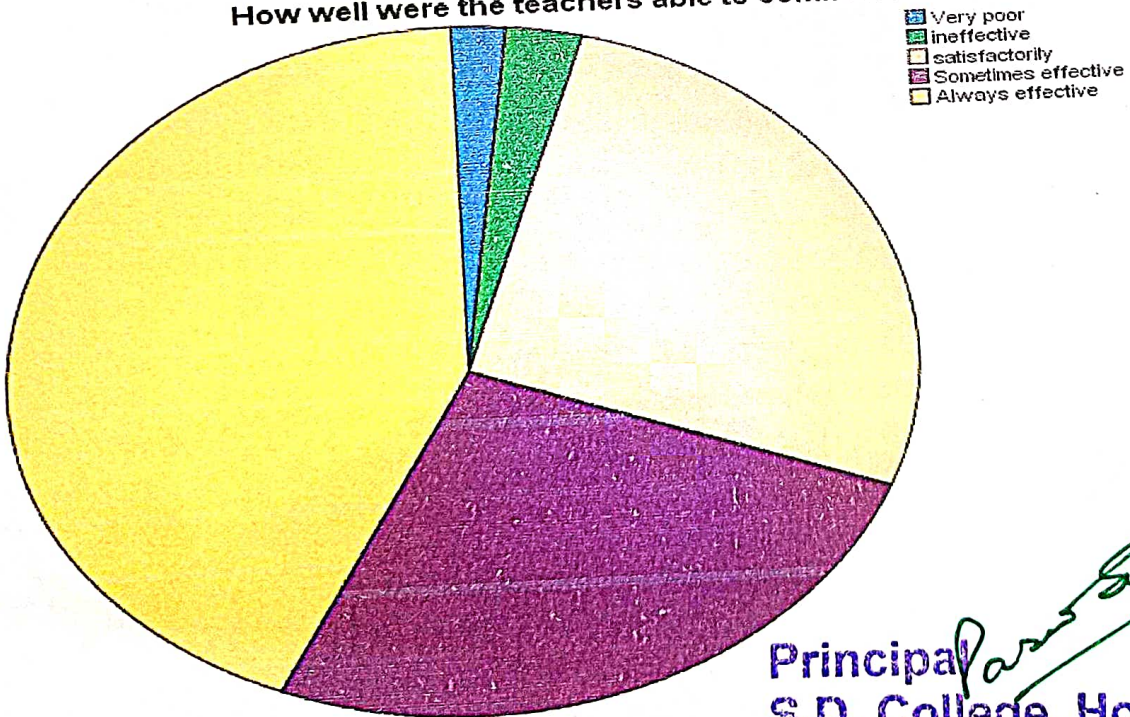
Principal *Pankaj Singh*  
S.D. College, Hoshiarpur



How well did the teachers prepare for the classes?



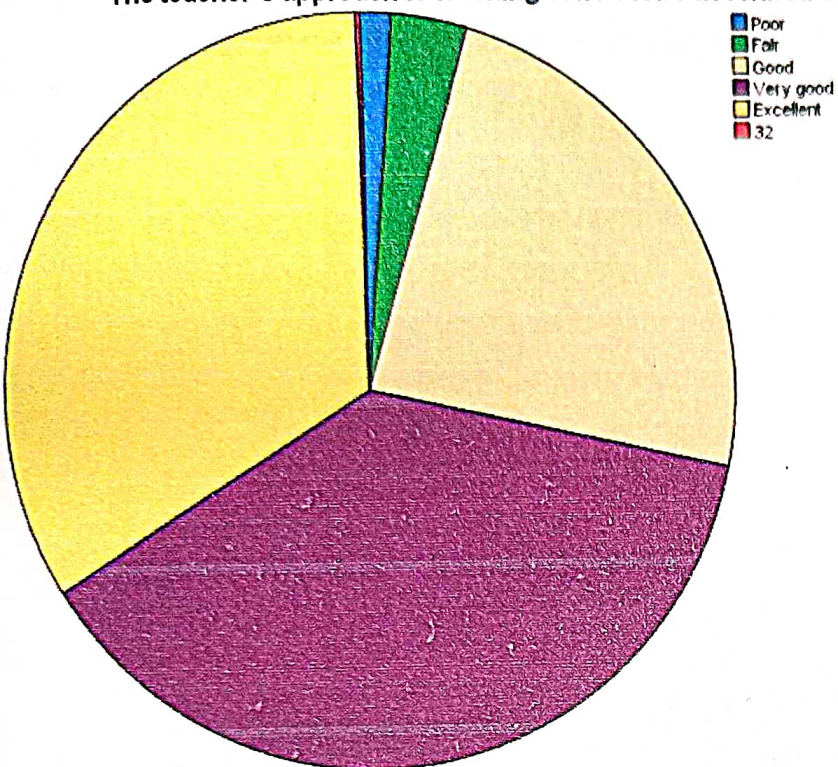
How well were the teachers able to communicate



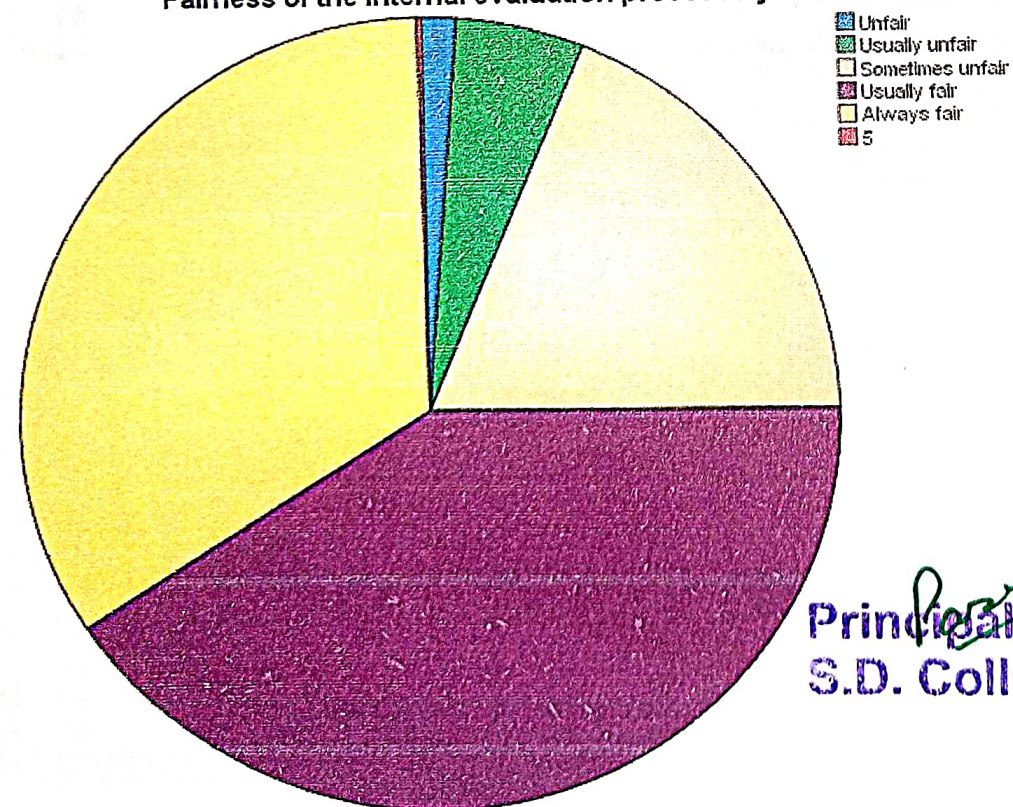
Principal *Paras*  
S.D. College, Hoshiarpur



The teacher's approach to teaching can best be described as



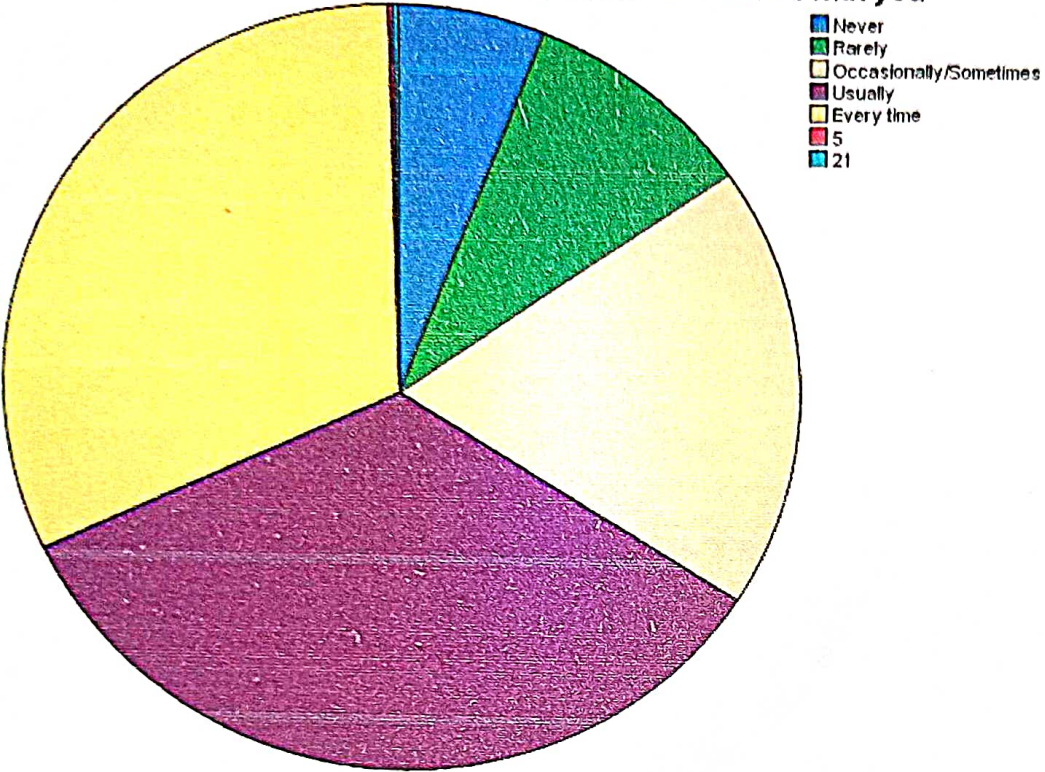
Fairness of the internal evaluation process by the teachers.



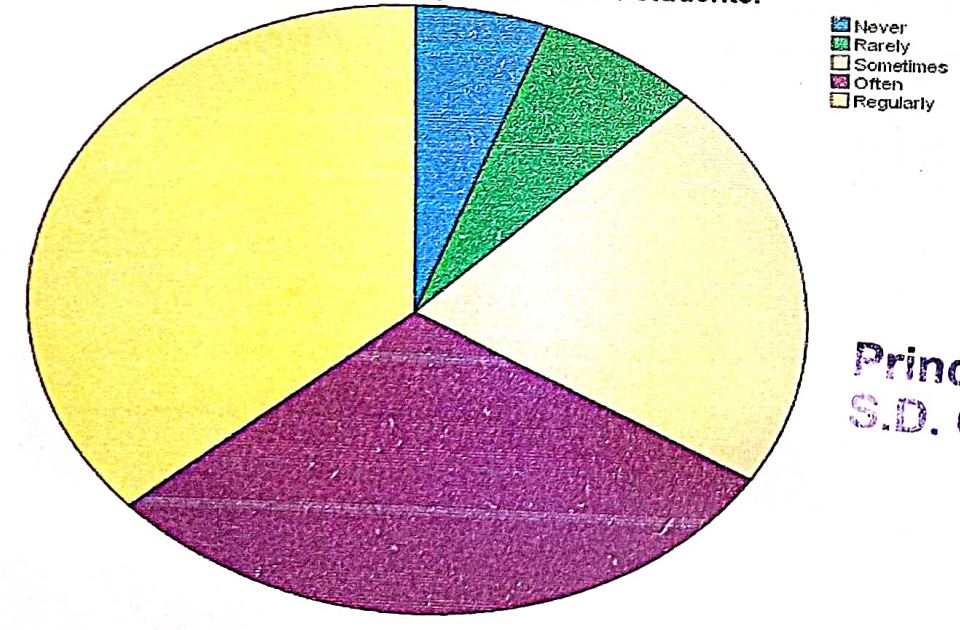
  
Principal  
S.D. College, Hoshiarpur



Was your performance in assignments discussed with you



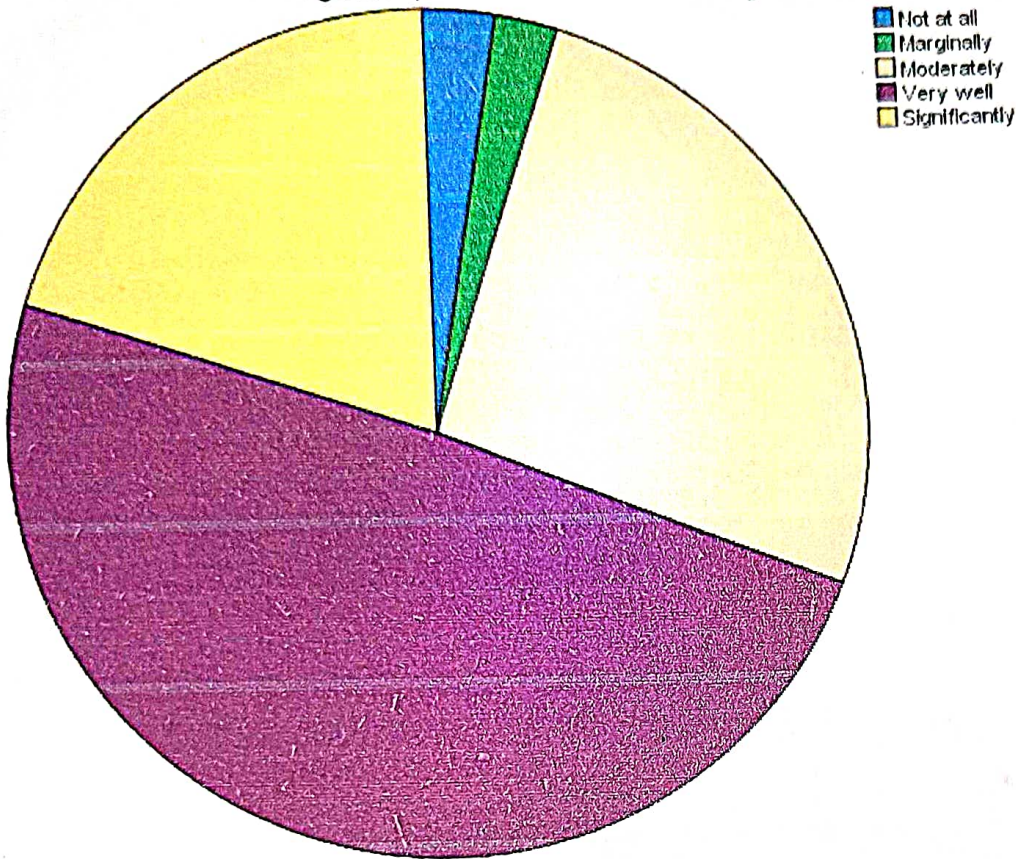
The institute takes active interest in promoting internship, student exchange, field visit opportunities for students.



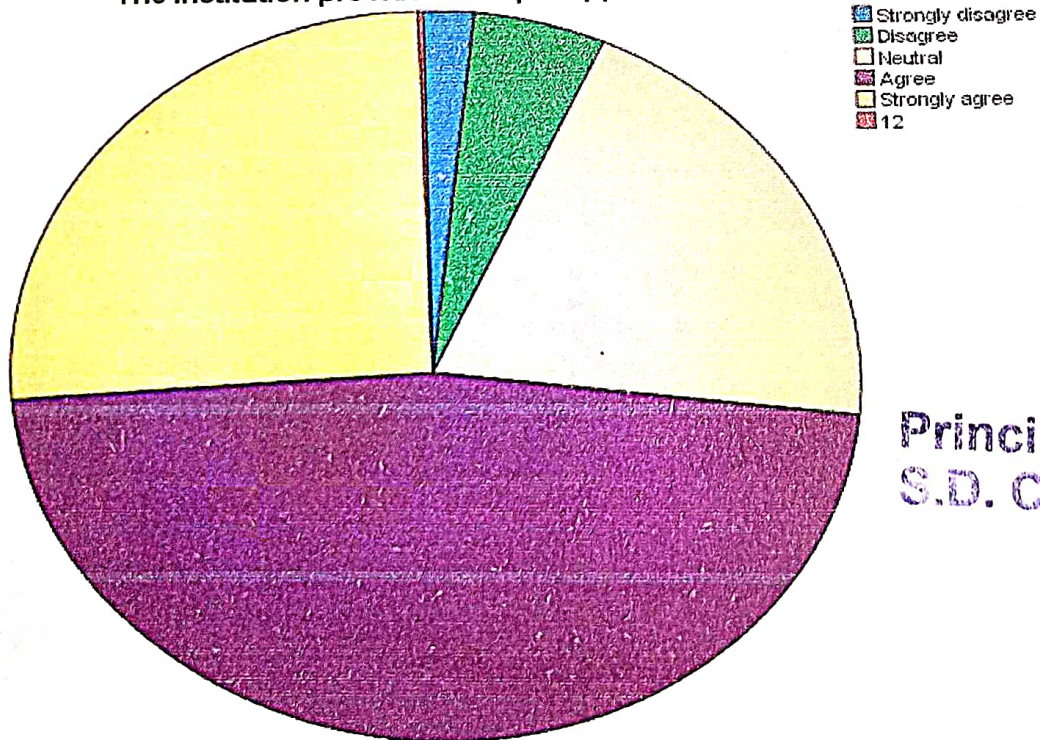
*[Handwritten Signature]*  
Principal  
S.D. College, Hoshiarpur



The teaching and mentoring process in your institution facilitates you in cognitive, social and emotional growth.



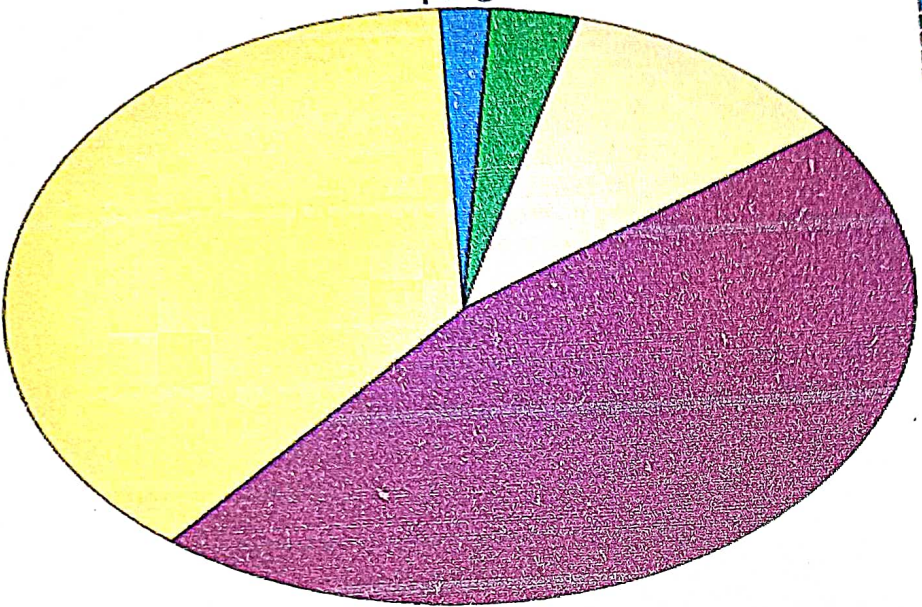
The institution provides multiple opportunities to learn and grow.



Principal   
S.D. College, Hoshiarpur

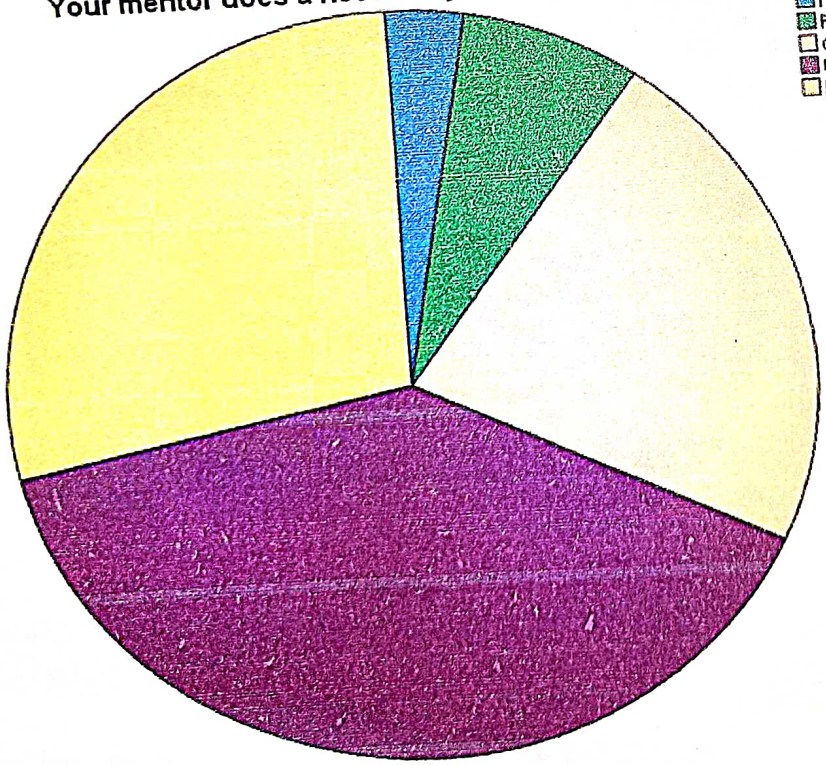


Teachers inform you about your expected competencies, course outcomes and programme outcomes



- Never
- Rarely
- Occasionally/Sometimes
- Usually
- Every time

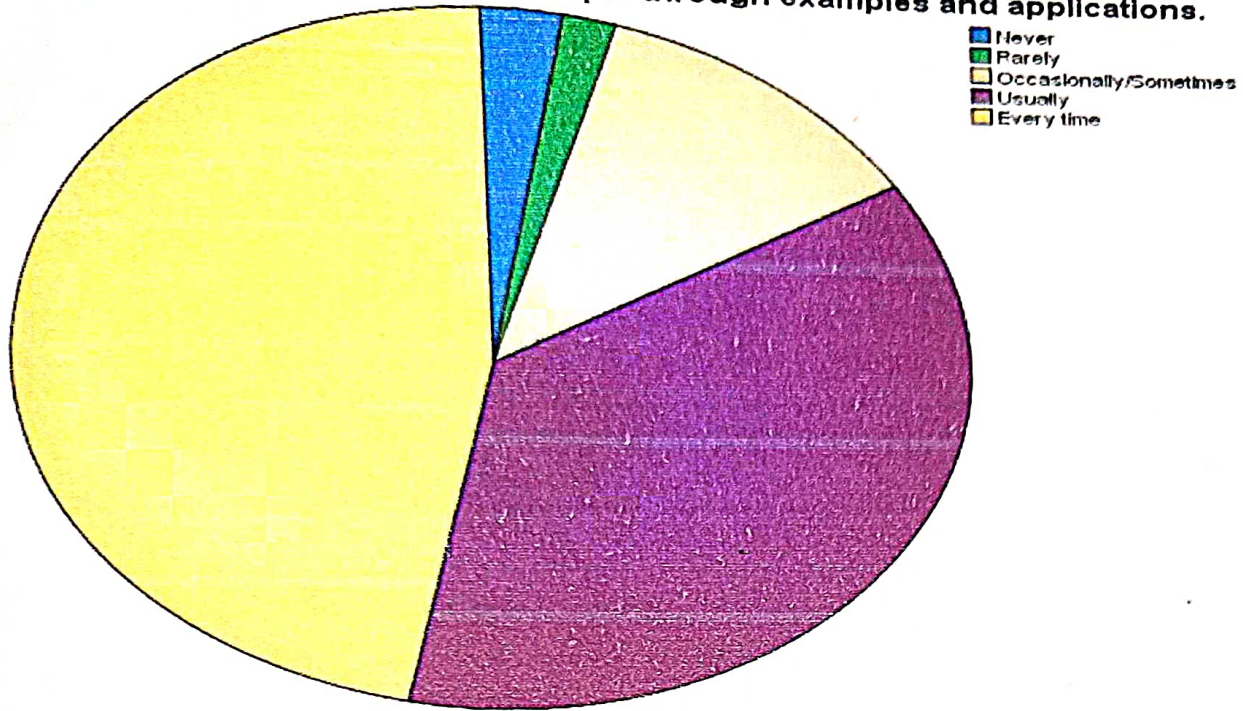
Your mentor does a necessary follow-up with an assigned task to you



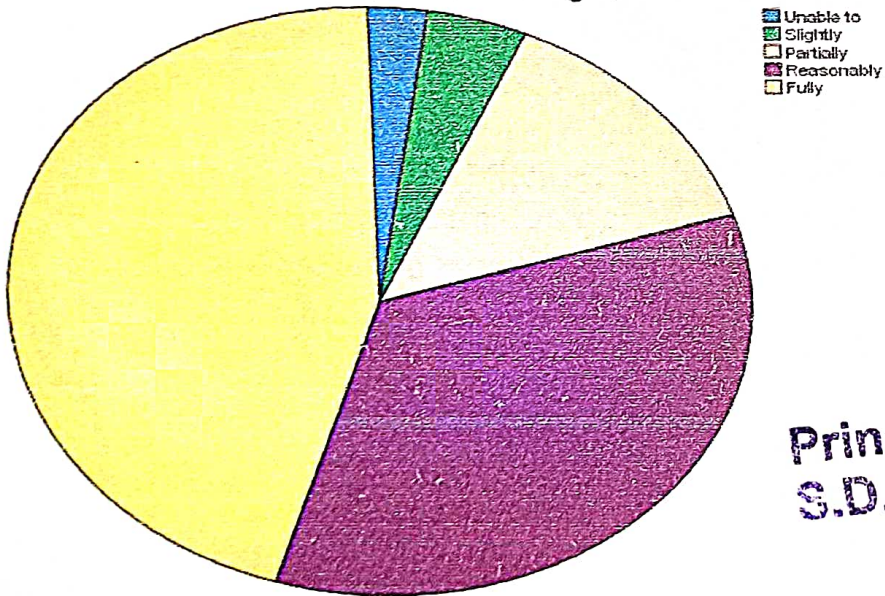
- I don't have a mentor
- Rarely
- Occasionally/Sometimes
- Usually
- Every time

Principal   
S.D. College, Hoshiarpur

The teachers illustrate the concepts through examples and applications.



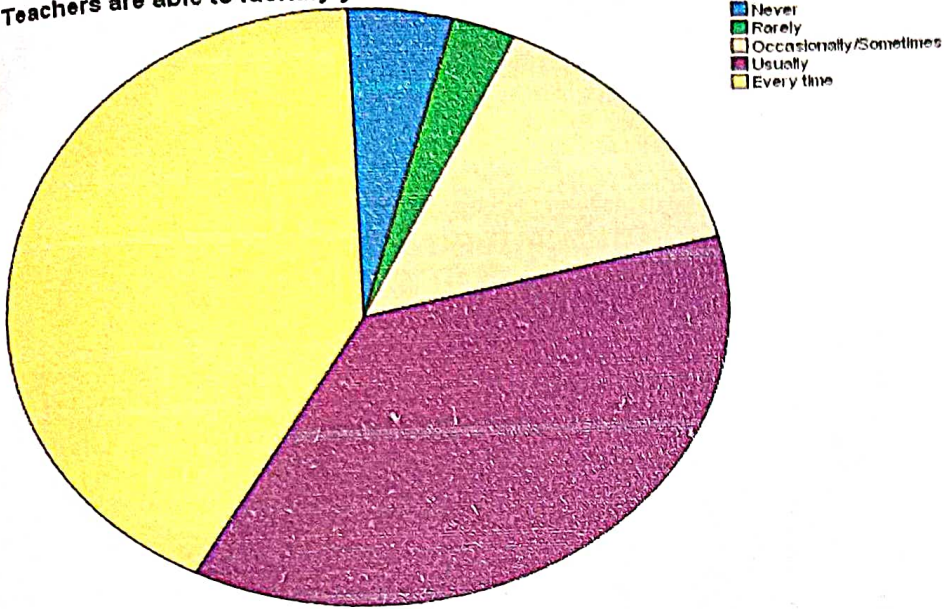
The teachers identify your strengths and encourage you with providing right level of challenges



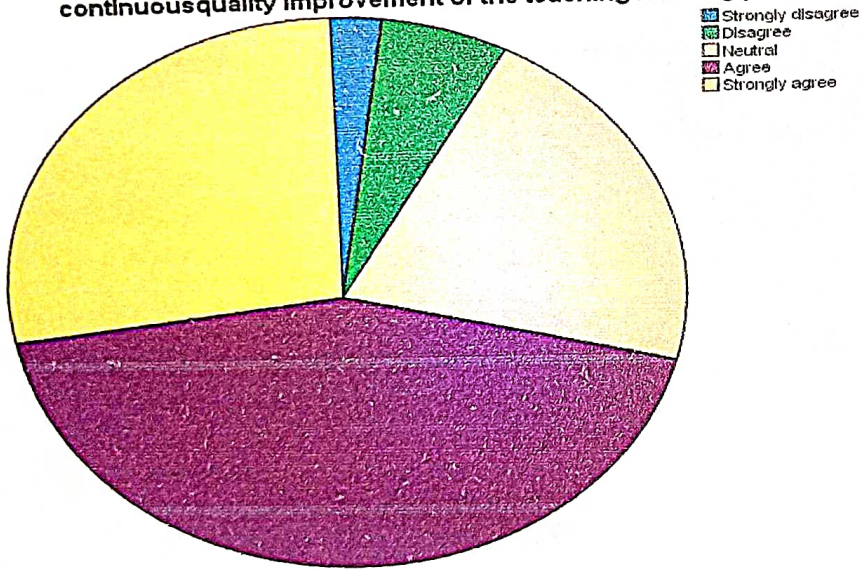
  
Principal  
S.D. College, Hoshiarpur



Teachers are able to identify your weaknesses and help you to overcome them

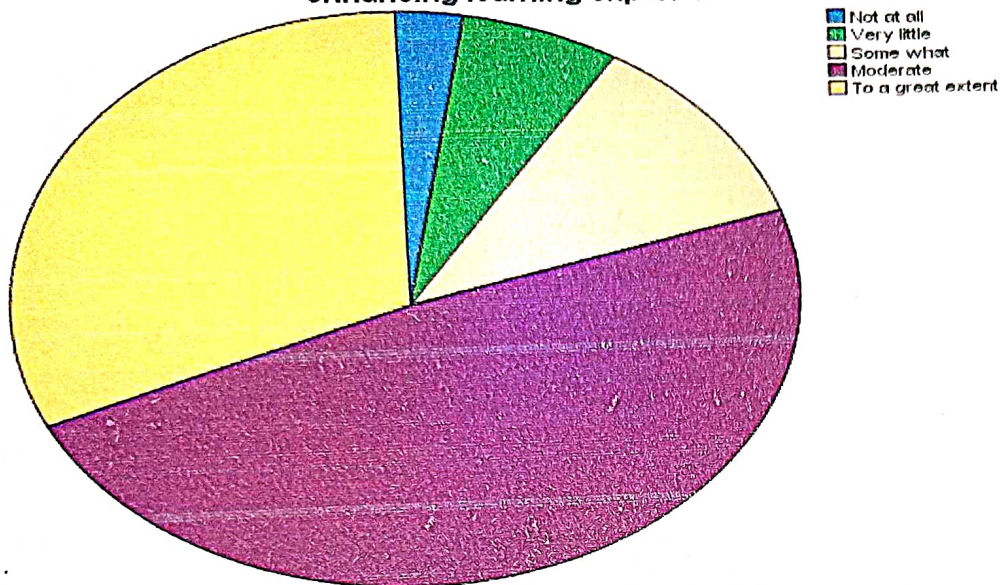


The institution makes effort to engage students in the monitoring, review and continuous quality improvement of the teaching learning process

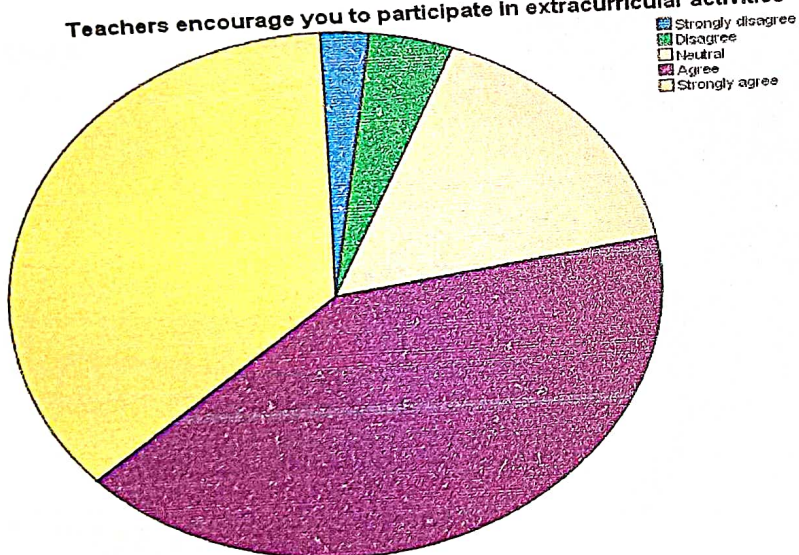


Principal  
S.D. College, Hoshiarpur

The institute/ teachers use student centric methods, such as experiential learning, participative learning and problem solving methodologies for enhancing learning experiences



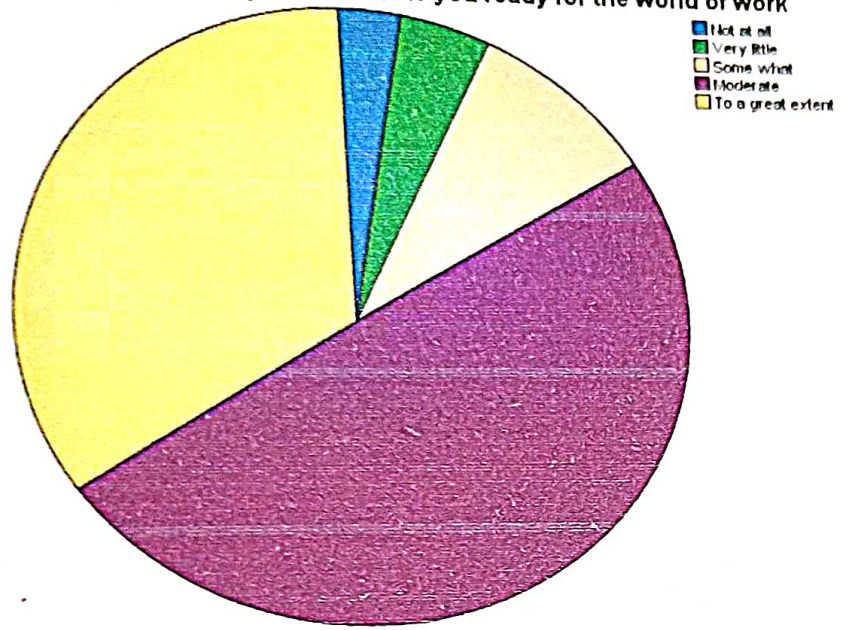
Teachers encourage you to participate in extracurricular activities



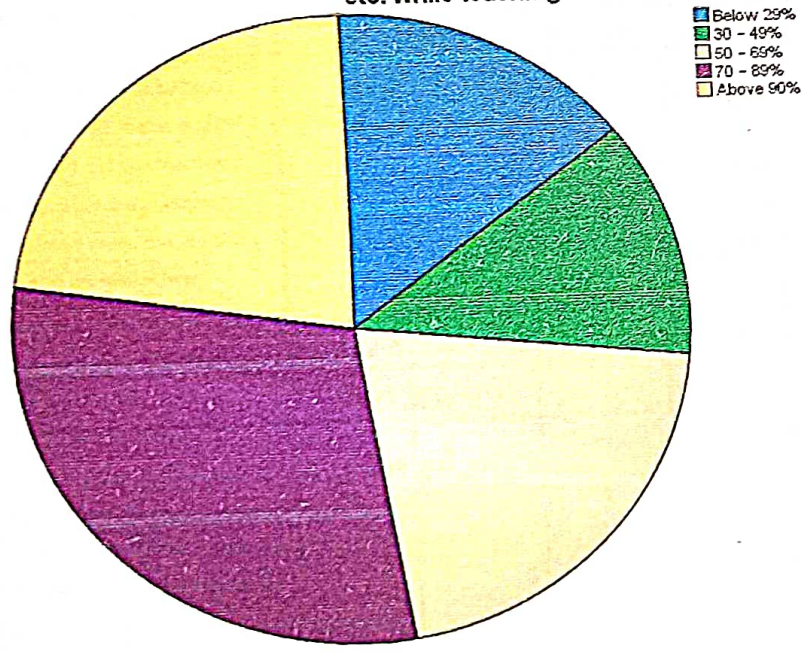
Principal  
*P. Singh*  
 S.D. College, Hoshiarpur



Efforts are made by the Institute/ teachers to inculcate soft skills, life skills and employability skills to make you ready for the world of work



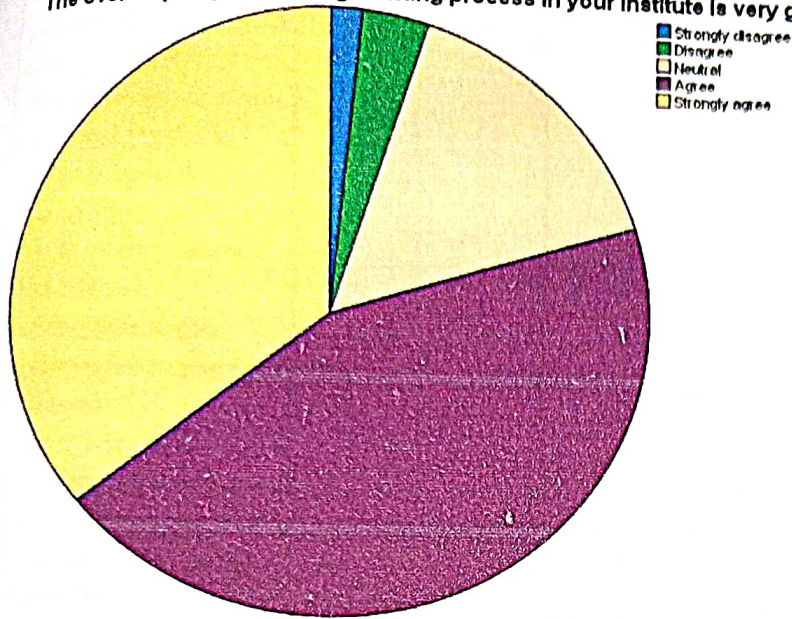
What percentage of teachers use ICT tools such as LCD projector, Multimedia, etc. while teaching



Principal  
*[Signature]*  
 S.D. College, Hoshiarpur



The overall quality of teaching-learning process in your institute is very good



**Descriptive Statistics**

	N	Minimum	Maximum	Mean	Std. Deviation
How much of the syllabus was covered in the class?	513	0	4	2.83	1.024
How well did the teachers prepare for the classes?	514	0	4	3.04	.832
How well were the teachers able to communicate	514	0	4	3.05	.988
The teacher's approach to teaching can best be described as	513	0	32	3.05	1.572
Fairness of the internal evaluation process by the teachers.	514	0	5	3.02	.926
Was your performance in assignments discussed with you	513	0	21	2.81	1.417
The institute takes active interest in promoting internship, student exchange, field visit opportunities for students.	514	0	4	2.86	1.148

*[Signature]*  
Principal  
S.D. College, Hoshiarpur

The teaching and mentoring process in your institution facilitates you in cognitive, social and emotional growth.

The institution provides multiple opportunities to learn and grow.

Teachers inform you about your expected competencies, course outcomes and programme outcomes

Your mentor does a necessary follow-up with an assigned task to you

The teachers illustrate the concepts through examples and applications.

The teachers identify your strengths and encourage you with providing right level of challenges


Teachers are able to identify your weaknesses and help you to overcome them

The institution makes effort to engage students in the monitoring, review and continuous quality improvement of the teaching learning process

The institute/ teachers use student centric methods, such as experiential learning, participative learning and problem solving methodologies for enhancing learning experiences

Teachers encourage you to participate in extracurricular activities

514	0	4	2.81	.873
514	0	12	2.92	.994
514	0	4	3.16	.864
514	0	4	2.82	1.021
514	0	4	3.23	.920
514	0	4	3.16	.981
513	0	4	3.09	1.031
514	0	4	2.88	.956
514	0	4	2.99	.962
514	0	4	3.05	.947

  
**Principal**  
**S.D. College, Washiorpur**

Efforts are made by the institute/ teachers to inculcate soft skills, life skills and employability skills to make you ready for the world of work	514	0	4	3.08	.928
What percentage of teachers use ICT tools such as LCD projector, Multimedia, etc. while teaching	514	0	4	2.33	1.339
The overall quality of teaching-learning process in your institute is very good	514	0	4	3.09	.880
Valid N (listwise)	510				

Principal   
S.D. College, Hoshiarpur

**S.D.College  
Hoshiarpur  
Employer feedback  
2019-20**

**General communication skills**

		Frequency	Percent	Valid Percent	Cumulative Percent
Valid	Good	8	38.1	38.1	38.1
	Very Good	13	61.9	61.9	100.0
	Total	21	100.0	100.0	

**Developing practical solutions to work place problems**

		Frequency	Percent	Valid Percent	Cumulative Percent
Valid	Average	1	4.8	4.8	4.8
	Good	9	42.9	42.9	47.6
	Very Good	11	52.4	52.4	100.0
	Total	21	100.0	100.0	

**Working as part of a team**

		Frequency	Percent	Valid Percent	Cumulative Percent
Valid	Good	6	28.6	28.6	28.6
	Very Good	15	71.4	71.4	100.0
	Total	21	100.0	100.0	

**Creative in response to workplace challenges**

		Frequency	Percent	Valid Percent	Cumulative Percent
Valid	Average	2	9.5	9.5	9.5
	Good	11	52.4	52.4	61.9
	Very Good	8	38.1	38.1	100.0
	Total	21	100.0	100.0	

  
Principal  
S.D. College, Hoshiarpur



**Self-motivated and taking on appropriate level of responsibility**

		Frequency	Percent	Valid Percent	Cumulative Percent
Valid	Good	4	19.0	20.0	20.0
	Very Good	16	76.2	80.0	100.0
	Total	20	95.2	100.0	
Missing	System	1	4.8		
Total		21	100.0		

**Open to new ideas and learning new techniques**

		Frequency	Percent	Valid Percent	Cumulative Percent
Valid	Average	1	4.8	4.8	4.8
	Good	11	52.4	52.4	57.1
	Very Good	9	42.9	42.9	100.0
	Total	21	100.0	100.0	

**Technical knowledge/skill**

		Frequency	Percent	Valid Percent	Cumulative Percent
Valid	Good	11	52.4	52.4	52.4
	Very Good	10	47.6	47.6	100.0
	Total	21	100.0	100.0	

**Involvement in social activities**

		Frequency	Percent	Valid Percent	Cumulative Percent
Valid	Average	1	4.8	4.8	4.8
	Good	7	33.3	33.3	38.1
	Very Good	13	61.9	61.9	100.0
	Total	21	100.0	100.0	

  
 Principal  
 S.D. College, Hoshiarpur

**Ability to manage/leadership qualities**

		Frequency	Percent	Valid Percent	Cumulative Percent
Valid	Good	10	47.6	47.6	47.6
	Very Good	11	52.4	52.4	100.0
	Total	21	100.0	100.0	

**Relationship with seniors/peers/subordinates**

		Frequency	Percent	Valid Percent	Cumulative Percent
Valid	Good	4	19.0	20.0	20.0
	Very Good	16	76.2	80.0	100.0
	Total	20	95.2	100.0	
Missing	System	1	4.8		
Total		21	100.0		

**Curriculum relevant for employability**

		Frequency	Percent	Valid Percent	Cumulative Percent
Valid	Agree	12	57.1	57.1	57.1
	Strongly Agree	9	42.9	42.9	100.0
	Total	21	100.0	100.0	

**Syllabus effective in developing skill oriented human resources**

		Frequency	Percent	Valid Percent	Cumulative Percent
Valid	Agree	8	38.1	38.1	38.1
	Strongly Agree	13	61.9	61.9	100.0
	Total	21	100.0	100.0	

**Current syllabus is need based**

		Frequency	Percent	Valid Percent	Cumulative Percent
Valid	Agree	15	71.4	71.4	71.4
	Strongly Agree	6	28.6	28.6	100.0
	Total	21	100.0	100.0	

  
**Principal**  
**S.D. College, Hoshiarpur**



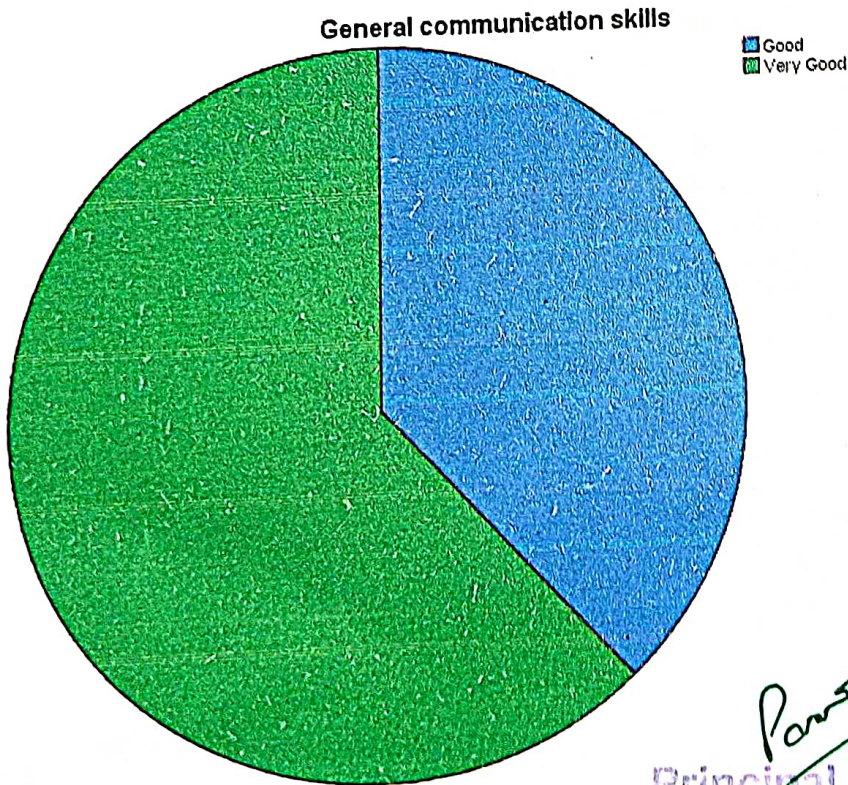
**Effectiveness of curriculum for development of entrepreneurship**


		Frequency	Percent	Valid Percent	Cumulative Percent
Valid	Agree	10	47.6	47.6	47.6
	Strongly Agree	11	52.4	52.4	100.0
	Total	21	100.0	100.0	

**Curriculum effective in developing Innovative thinking**

		Frequency	Percent	Valid Percent	Cumulative Percent
Valid	Agree	16	76.2	76.2	76.2
	Strongly Agree	5	23.8	23.8	100.0
	Total	21	100.0	100.0	

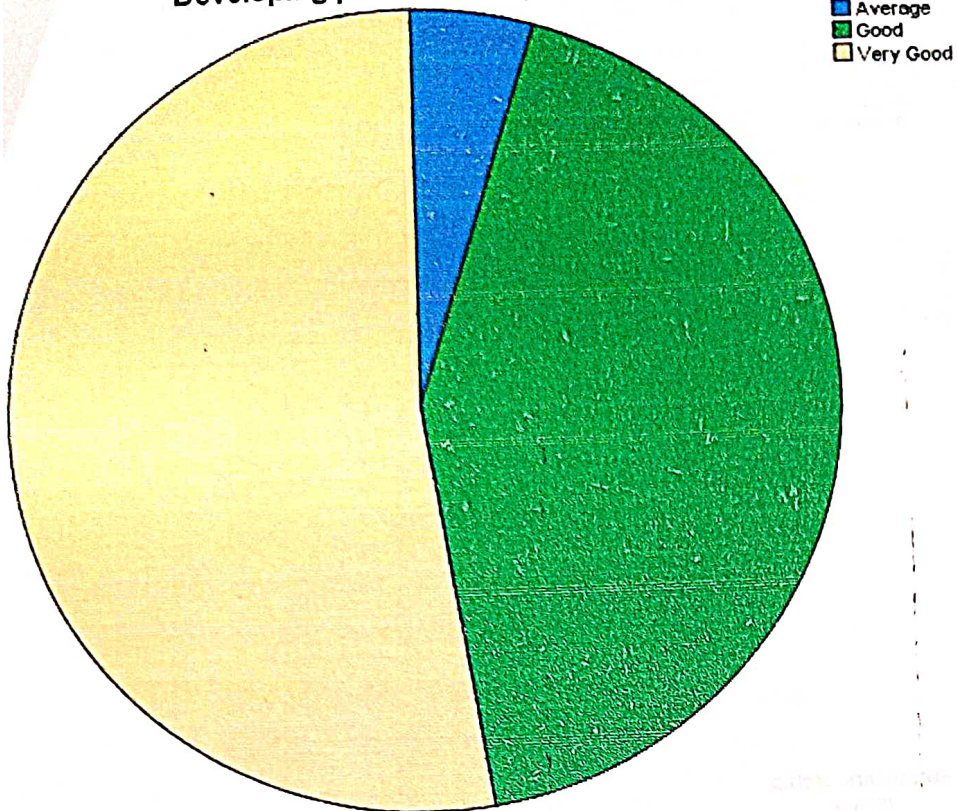
**Pie Chart**



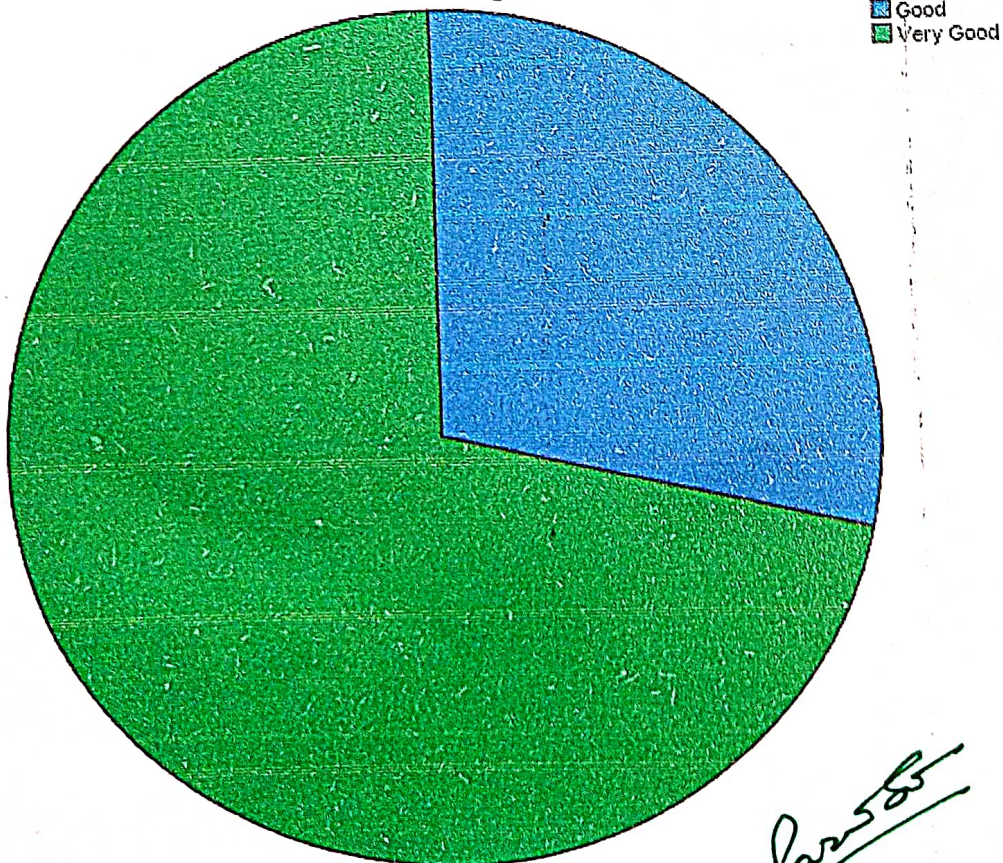
  
 Principal  
 S.D. College, Hoshiarpur



Developing practical solutions to work place problems



Working as part of a team

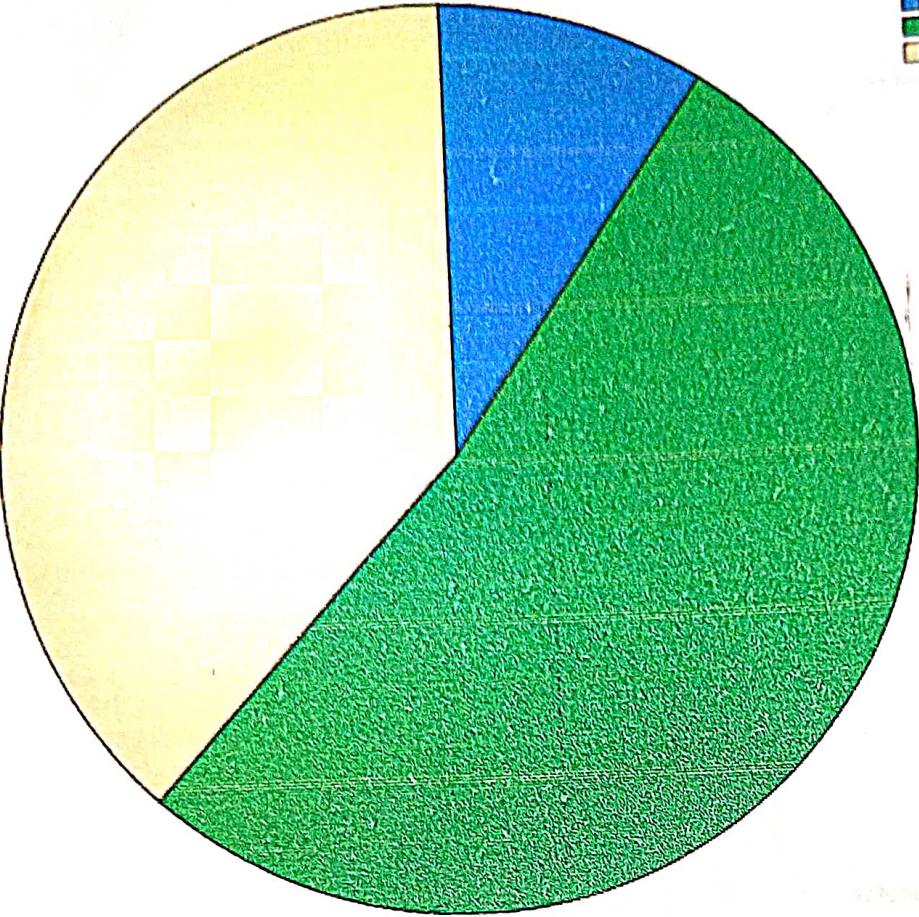


*Parvati*  
Principal  
S.D. College, Hoshiarpur



Creative In response to workplace challenges

- Average
- Good
- Very Good



Self-motivated and taking on appropriate level of responsibility

- Good
- Very Good

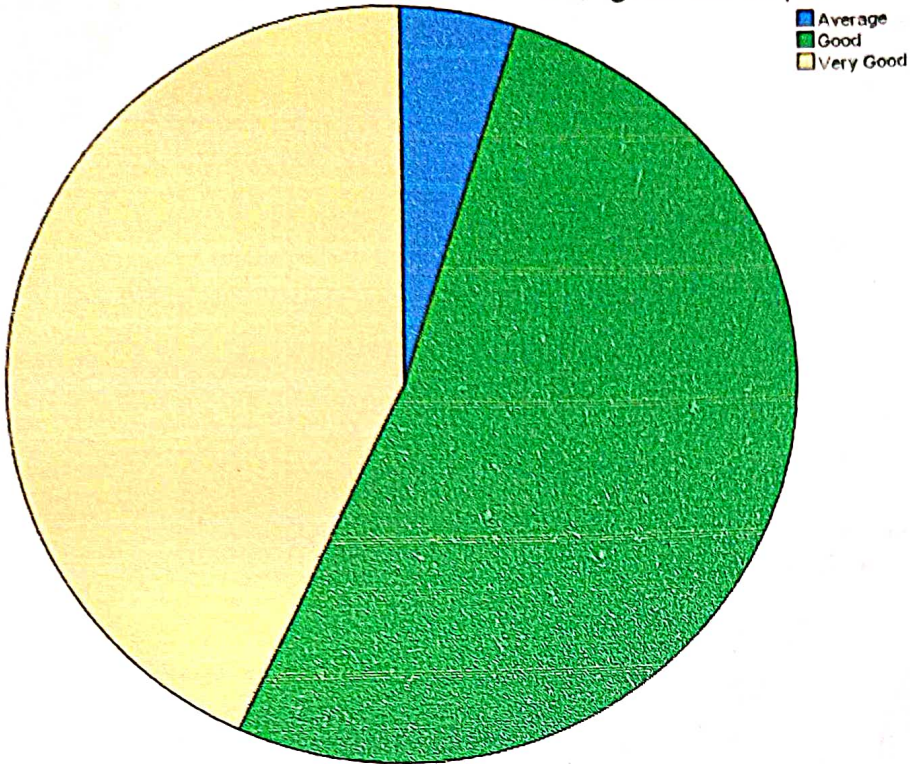


*Parvati*

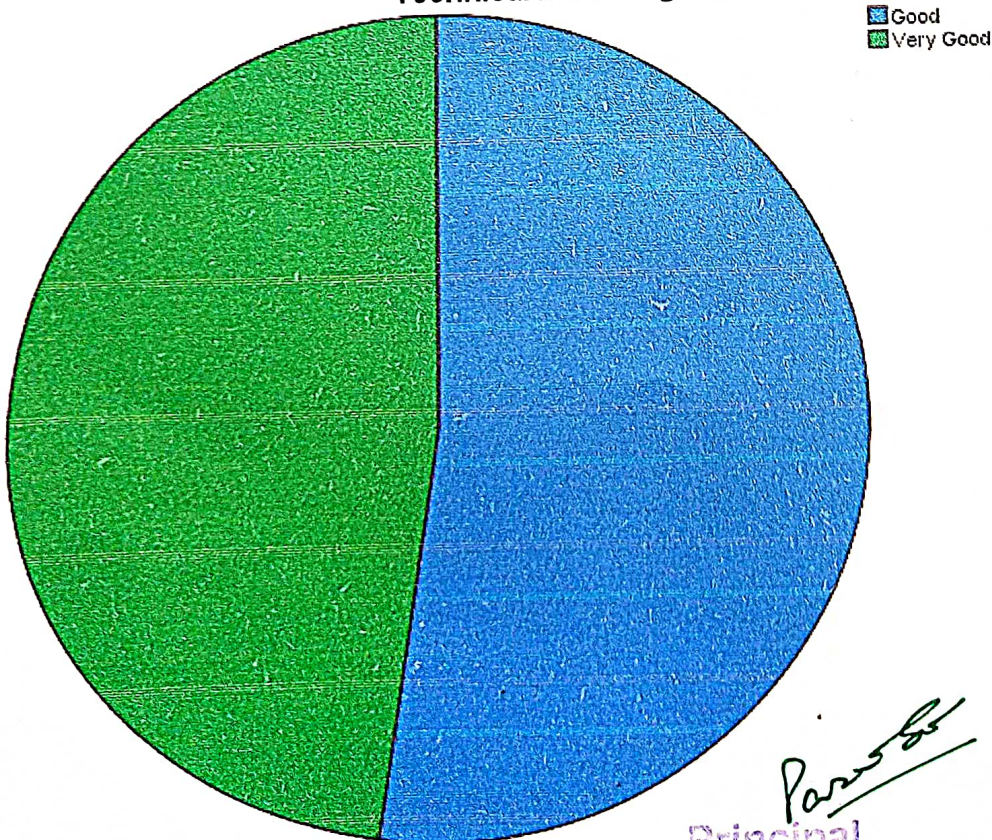
Principal  
S.D. College, Hoshiarpur



Open to new ideas and learning new techniques



Technical knowledge/skill

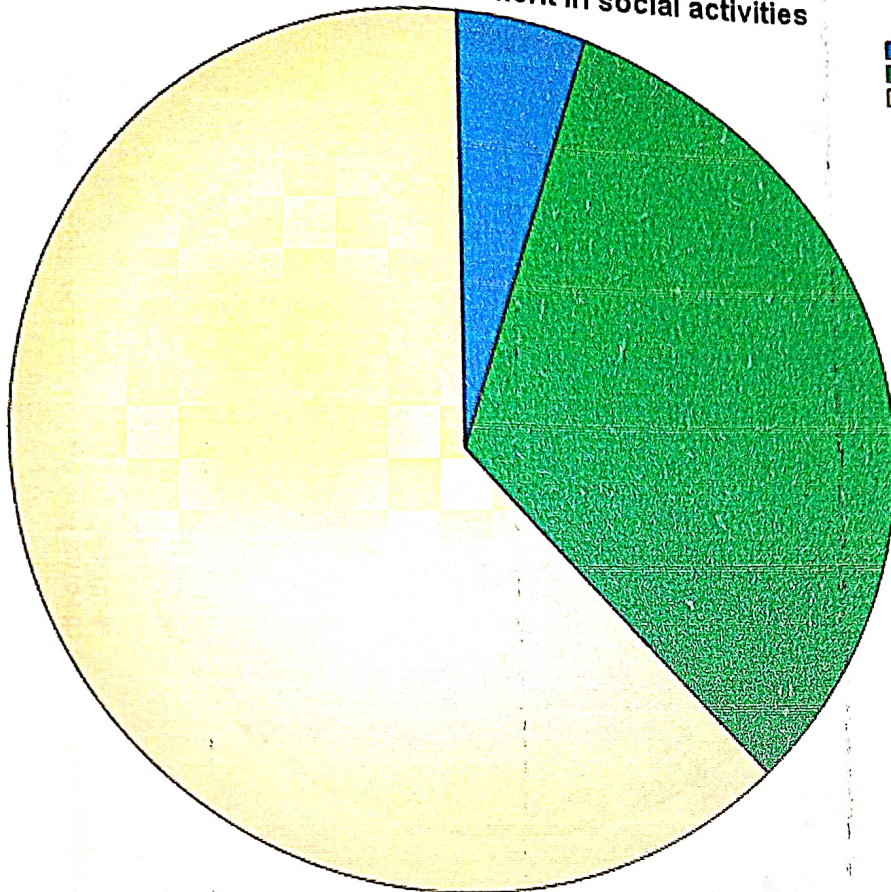


*Parvinder*


Principal  
S.D. College, Hoshiarpur



Involvement in social activities



Ability to manage/leadership qualities

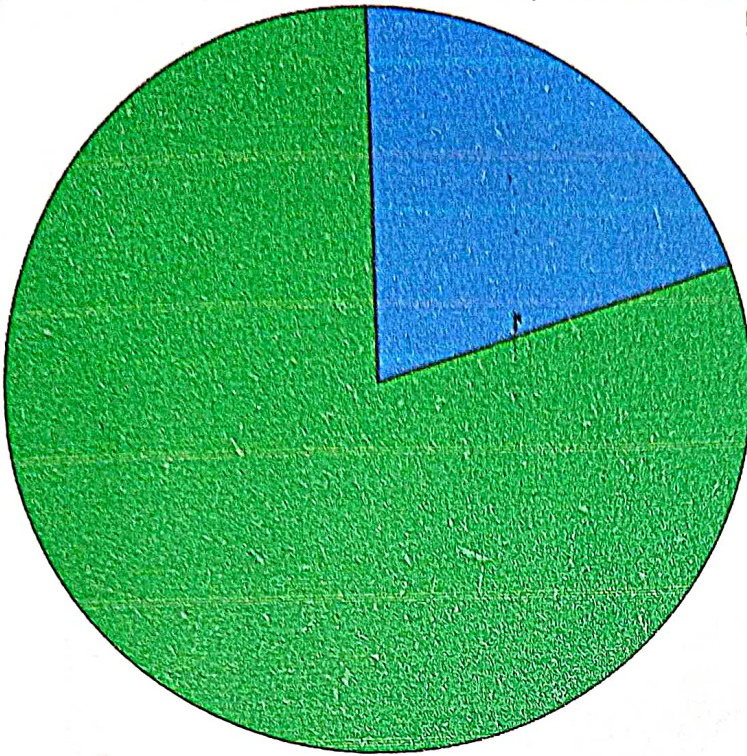


*Pansh*  
Principal  
S.D. College, Hoshiarpur



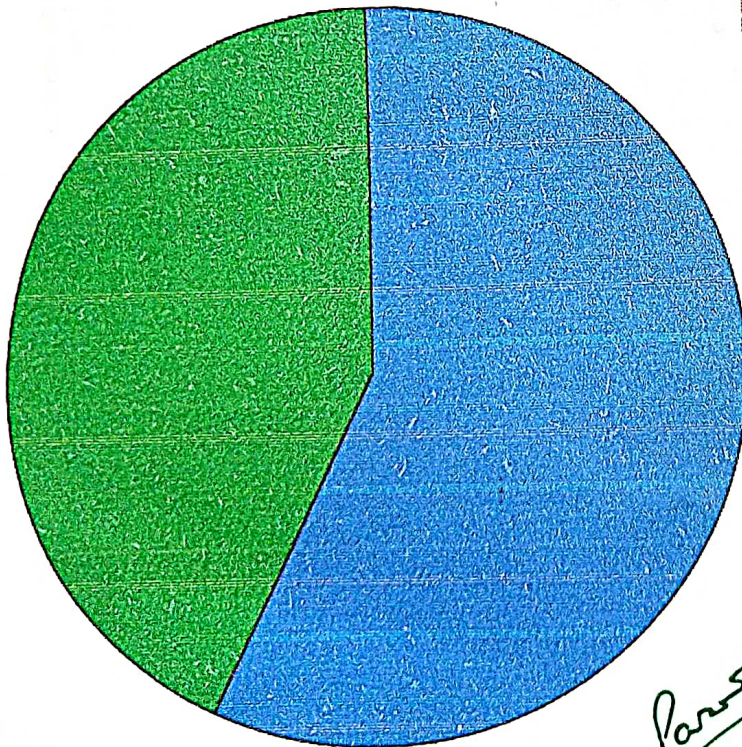
Relationship with seniors/peers/subordinates

■ Good  
■ Very Good



Curriculum relevant for employability

■ Agree  
■ Strongly Agree



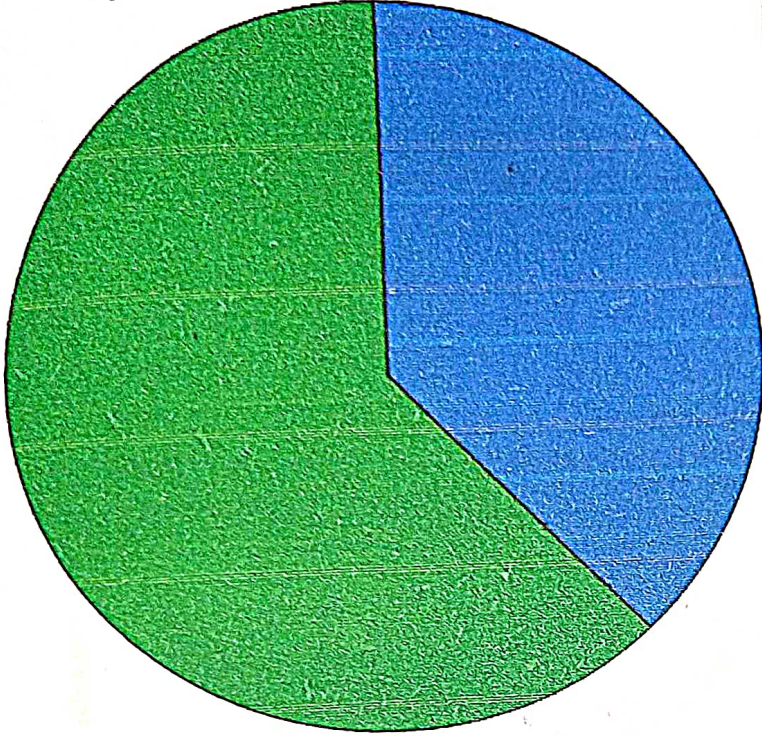
*Parvinder*

Principal  
S.D. College, Hoshiarpur



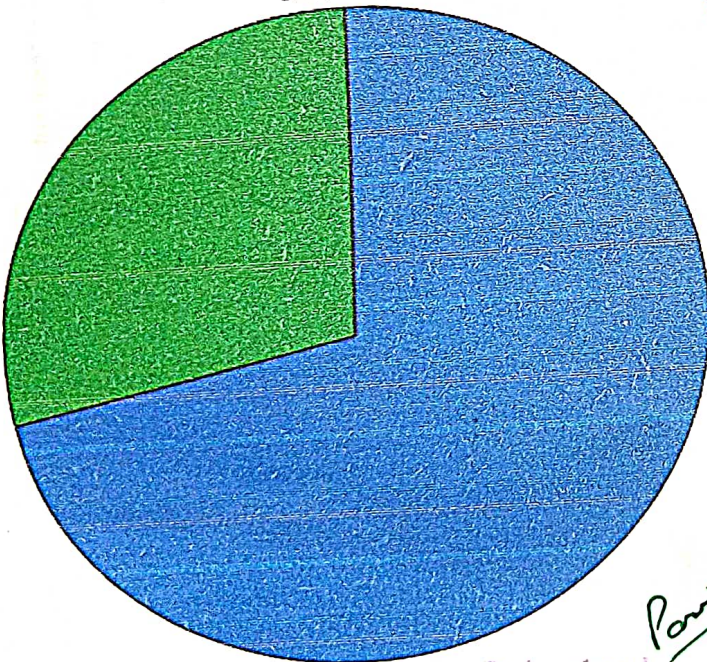
Syllabus effective in developing skill oriented human resources

■ Agree  
■ Strongly Agree



Current syllabus is need based

■ Agree  
■ Strongly Agree



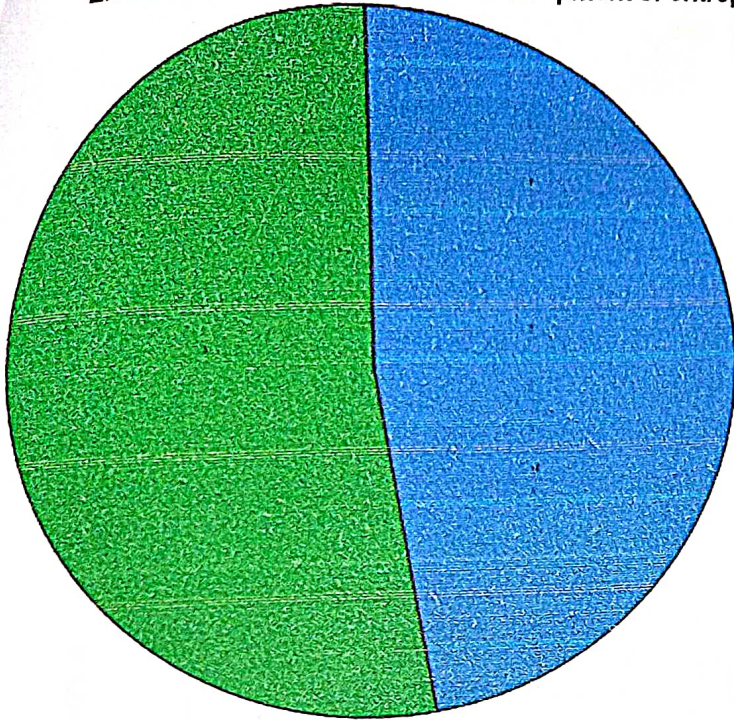
*Poojita*

Principal  
S.D. College, Hoshiarpur



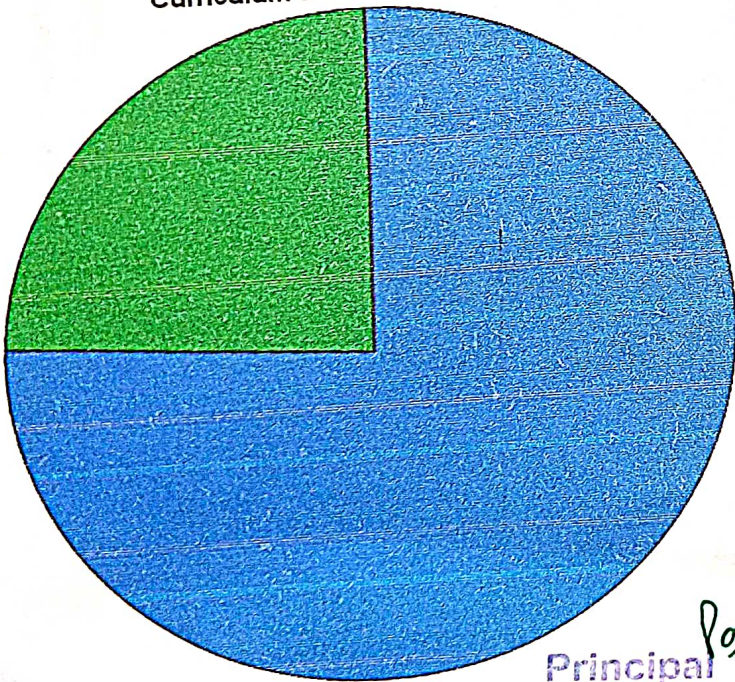
Effectiveness of curriculum for development of entrepreneurship

Agree  
Strongly Agree



Curriculum effective in developing innovative thinking

Agree  
Strongly Agree



*Principal*

Principal  
S.D. College, Hoshiarpur



**S.D.COLLEGE HOSHIARPUR**  
**ALUMNI FEEDBACK**  
**SESSION 2019-20**

**Did you feel proud to be associated with S.D college as Alumni**

	Frequency	Percent	Valid Percent	Cumulative Percent
Valid yes	41	95.3	95.3	95.3
no	2	4.7	4.7	100.0
Total	43	100.0	100.0	

**How do you rate the development activities organized by the college for your overall development**

	Frequency	Percent	Valid Percent	Cumulative Percent
Valid highly efficient	24	55.8	55.8	55.8
Efficient	14	32.6	32.6	88.4
Satisfactory	2	4.7	4.7	93.0
Below satisfactory	3	7.0	7.0	100.0
Total	43	100.0	100.0	

**Are you will to contribute towards the development of college**

	Frequency	Percent	Valid Percent	Cumulative Percent
Valid yes	37	86.0	86.0	86.0
no	6	14.0	14.0	100.0
Total	43	100.0	100.0	

**Are your grievances properly handled at college as student**

	Frequency	Percent	Valid Percent	Cumulative Percent
Valid yes	39	90.7	90.7	90.7
no	4	9.3	9.3	100.0
Total	43	100.0	100.0	

**Are your grievances properly handled at college as Alumni**

	Frequency	Percent	Valid Percent	Cumulative Percent
Valid yes	39	90.7	90.7	90.7
no	4	9.3	9.3	100.0
Total	43	100.0	100.0	

*Principal*  
 S.D. COLLEGE HOSHIARPUR  
 Principal

**Rate the adequacy of laboratories and equipment during your tenure as a student at S.D. College**

	Frequency	Percent	Valid Percent	Cumulative Percent
Valid highly efficient	24	55.8	55.8	55.8
Efficient	13	30.2	30.2	86.0
Satisfactory	3	7.0	7.0	93.0
Below satisfactory	3	7.0	7.0	100.0
Total	43	100.0	100.0	

**Rate the adequacy of library during your tenure as a student at S.D. College**

	Frequency	Percent	Valid Percent	Cumulative Percent
Valid highly efficient	25	58.1	58.1	58.1
Efficient	13	30.2	30.2	88.4
Satisfactory	4	9.3	9.3	97.7
21	1	2.3	2.3	100.0
Total	43	100.0	100.0	

**Rate the adequacy of computer labs during your tenure as a student at S.D. College**

	Frequency	Percent	Valid Percent	Cumulative Percent
Valid highly efficient	24	55.8	55.8	55.8
Efficient	12	27.9	27.9	83.7
Satisfactory	5	11.6	11.6	95.3
Below satisfactory	2	4.7	4.7	100.0
Total	43	100.0	100.0	

**Have you obtained sufficient technical knowledge at S.D. college**

	Frequency	Percent	Valid Percent	Cumulative Percent
Valid yes	37	86.0	86.0	86.0
no	6	14.0	14.0	100.0
Total	43	100.0	100.0	

**Is education imparted by S.D.College useful and relevant in your present job**

	Frequency	Percent	Valid Percent	Cumulative Percent
Valid yes	37	86.0	86.0	86.0
no	6	14.0	14.0	100.0
Total	43	100.0	100.0	

*Pooja S.S.*  
 S.D. College, Hosharpur  
 Principal

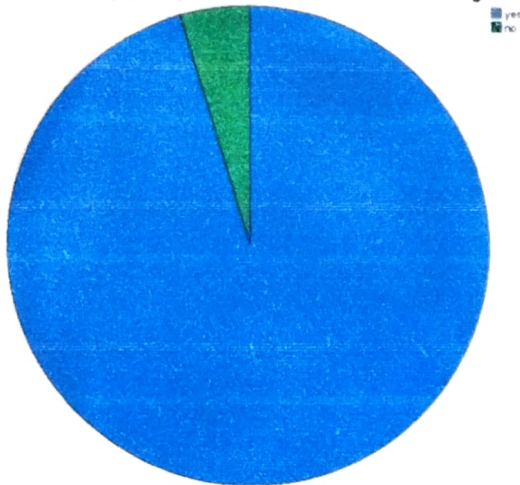


Were HOD and faculties co-operative

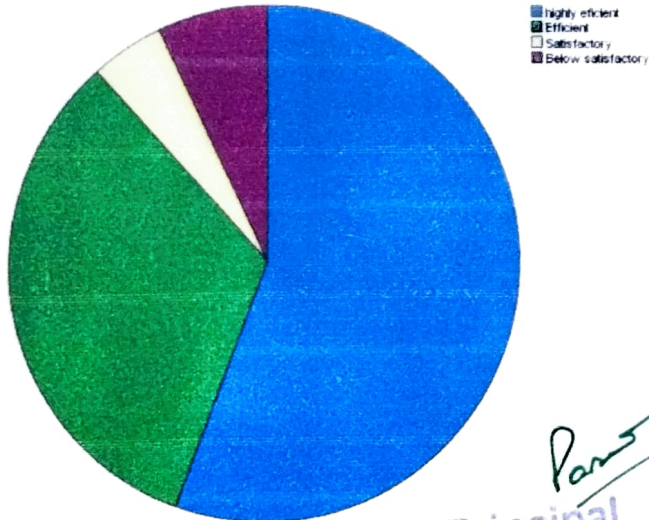
	Frequency	Percent	Valid Percent	Cumulative Percent
Valid yes	41	95.3	95.3	95.3
no	2	4.7	4.7	100.0
Total	43	100.0	100.0	

Pie Chart

Did you feel proud to be associated with S.D college as Alumni



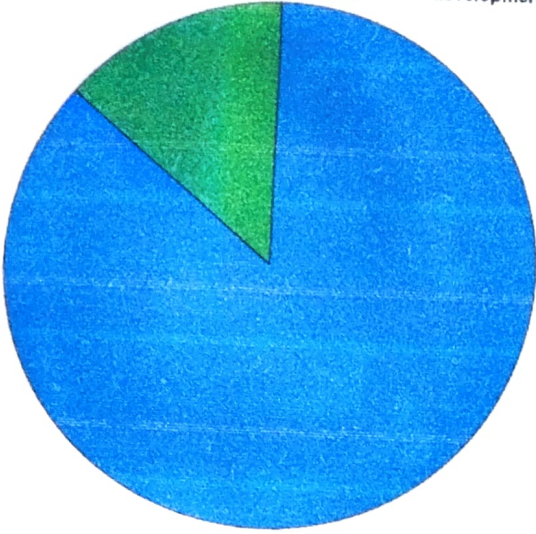
How do you rate the development activities organized by the college for your overall development



*Pansob*  
Principal  
S.D. College, Hoshiarpur

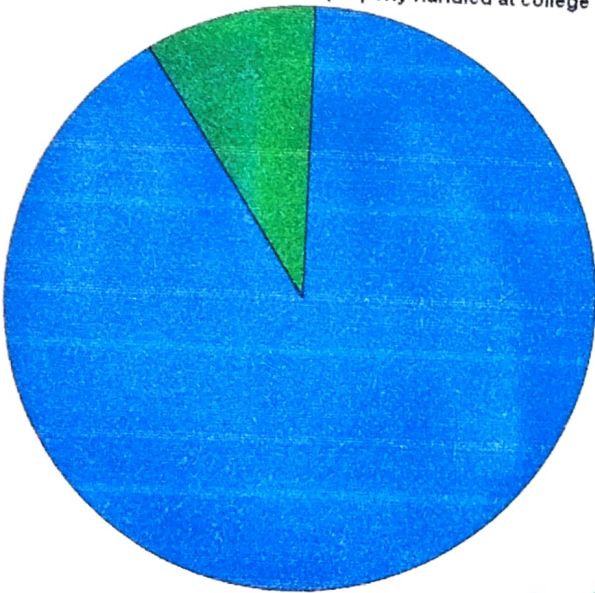
Are you will to contribute towards the development of college

■ yes  
■ no



Are your grievances properly handled at college as student

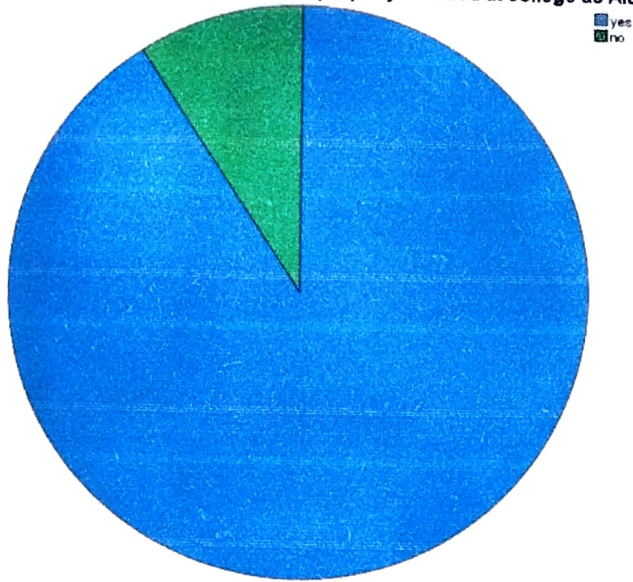
■ yes  
■ no



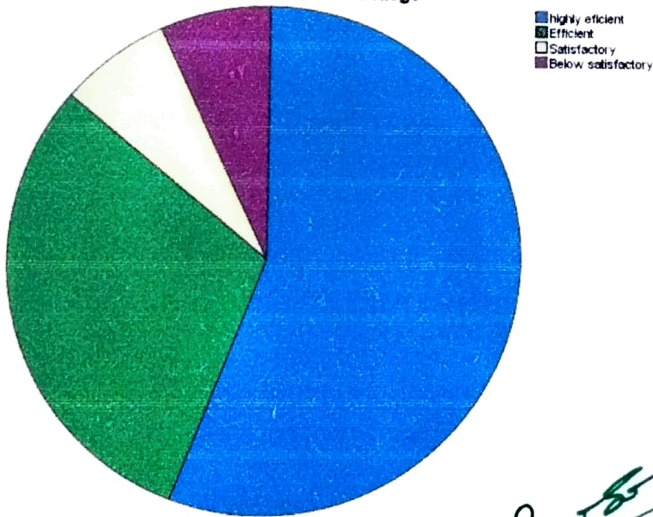
*Pawar*  
Principal  
S.D. College, Hoshiarpur



Are your grievances properly handled at college as Alumni

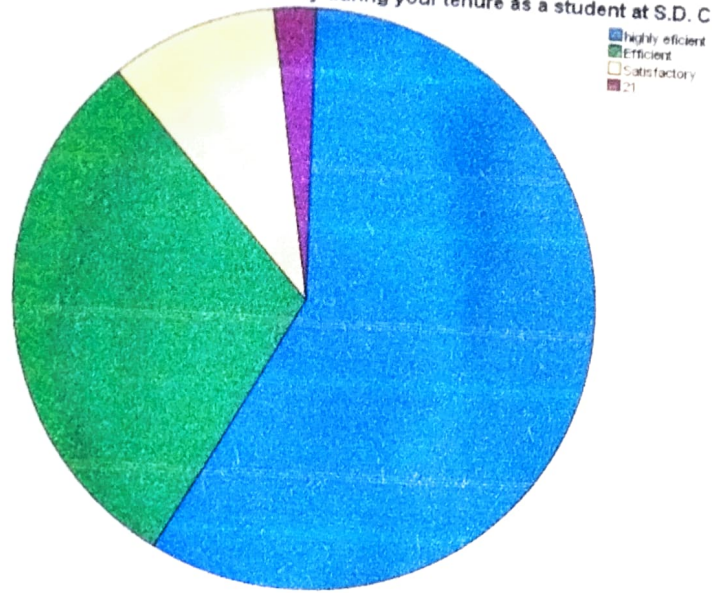


Rate the adequacy of laboratories and equipment during your tenure as a student at S.D. College

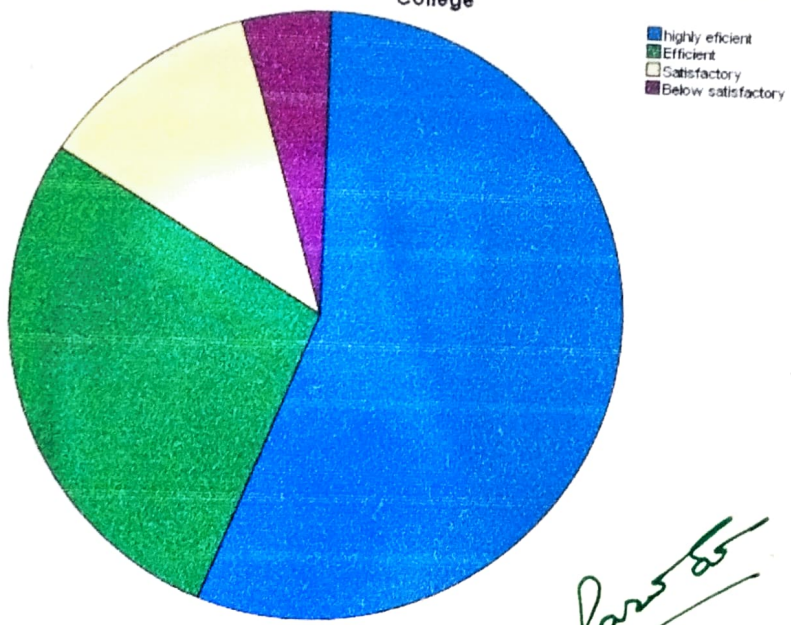


*Powder*  
Principal  
S.D. College, Hoshiarpur

Rate the adequacy of library during your tenure as a student at S.D. College



Rate the adequacy of computer labs during your tenure as a student at S.D. College




*Parvati*  
Principal  
S.D. College, Heshiarpur



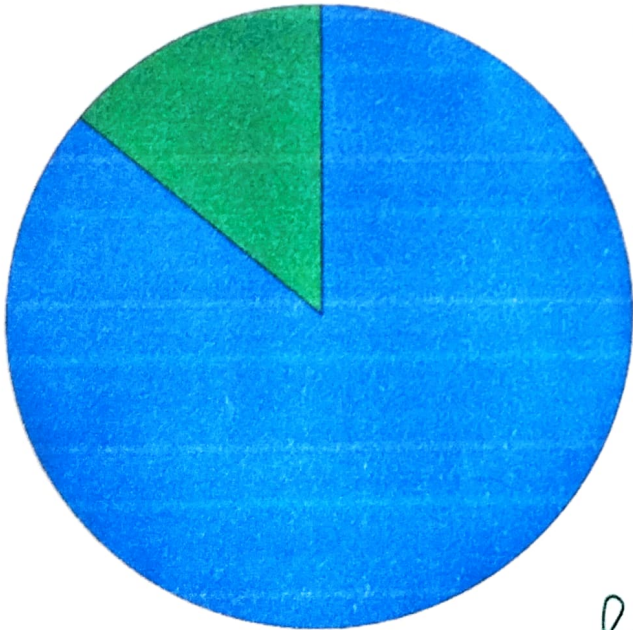
Have you obtained sufficient technical knowledge at S.D. college

■ yes  
■ no



Is education imparted by S.D. College useful and relevant in your present job

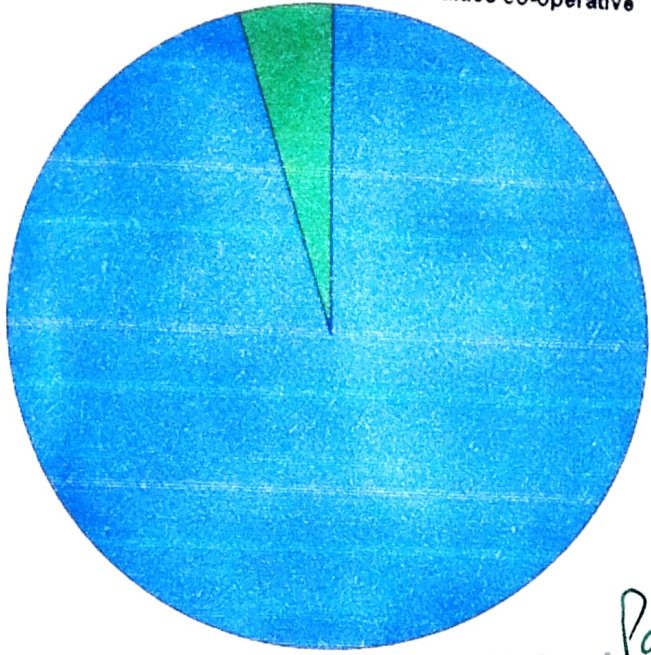
■ yes  
■ no



*Pooja B*  
Principal  
S.D. College, Hoshiarpur

Were HOD and faculties co-operative

yes  
no



*Pans*  
Principal  
S.D. College, Hoshiarpur



**S.D College**  
**Hoshiarpur**  
**Teacher feedback analysis**  
**2019-20**

**syllabus is suitable to the course**

	Frequency	Percent	Valid Percent	Cumulative Percent
Valid strongly agree	6	15.4	15.4	15.4
Agree	33	84.6	84.6	100.0
Total	39	100.0	100.0	

**college strives for holistic development of students through curriculum enrichment**

	Frequency	Percent	Valid Percent	Cumulative Percent
Valid strongly agree	8	20.5	20.5	20.5
Agree	31	79.5	79.5	100.0
Total	39	100.0	100.0	

**Aims and objective of the syllabi are well defined and clear to teachers and students**

	Frequency	Percent	Valid Percent	Cumulative Percent
Valid strongly agree	15	38.5	38.5	38.5
Agree	24	61.5	61.5	100.0
Total	39	100.0	100.0	

**The college has appropriate feedback system to enhance the learning effectiveness**

	Frequency	Percent	Valid Percent	Cumulative Percent
Valid strongly agree	7	17.9	17.9	17.9
Agree	32	82.1	82.1	100.0
Total	39	100.0	100.0	

**Institution has a well-structured organised guidance & Counselling system.**

	Frequency	Percent	Valid Percent	Cumulative Percent
Valid strongly agree	8	20.5	20.5	20.5
Agree	31	79.5	79.5	100.0
Total	39	100.0	100.0	

Principal  
 S.D. College Hoshiarpur

**Interactive instructional techniques are used for Effective Teaching learning experiences**

	Frequency	Percent	Valid Percent	Cumulative Percent
Valid strongly agree	9	23.1	23.1	23.1
Agree	30	76.9	76.9	100.0
Total	39	100.0	100.0	

**Faculty Development Training Programmes are organised in the college**

	Frequency	Percent	Valid Percent	Cumulative Percent
Valid strongly agree	12	30.8	30.8	30.8
Agree	27	69.2	69.2	100.0
Total	39	100.0	100.0	

**Duty leave is provided to attend Workshops, Seminars & Conferences**

	Frequency	Percent	Valid Percent	Cumulative Percent
Valid strongly agree	16	41.0	41.0	41.0
Agree	23	59.0	59.0	100.0
Total	39	100.0	100.0	

**Sufficient number of prescribed books are available in the library**

	Frequency	Percent	Valid Percent	Cumulative Percent
Valid strongly agree	13	33.3	33.3	33.3
Agree	24	61.5	61.5	94.9
Disagree	2	5.1	5.1	100.0
Total	39	100.0	100.0	

**The course has good balance between theory and practice**

	Frequency	Percent	Valid Percent	Cumulative Percent
Valid strongly agree	15	38.5	38.5	38.5
Agree	22	56.4	56.4	94.9
Disagree	2	5.1	5.1	100.0
Total	39	100.0	100.0	

**The course/ programme of studies carries sufficient number of optional papers.**

	Frequency	Percent	Valid Percent	Cumulative Percent
Valid strongly agree	6	15.4	15.4	15.4
Agree	33	84.6	84.6	100.0
Total	39	100.0	100.0	

Principal  
S.D. College, Hoshiarpur



I have a freedom to adopt new techniques / strategies of testing and assessment of students

	Frequency	Percent	Valid Percent	Cumulative Percent
Valid strongly agree	11	28.2	28.2	28.2
Agree	28	71.8	71.8	100.0
Total	39	100.0	100.0	

I have the freedom to adopt new techniques of teachings such as seminar presentations, group discussions and learners participations.

	Frequency	Percent	Valid Percent	Cumulative Percent
Valid strongly agree	15	38.5	38.5	38.5
Agree	24	61.5	61.5	100.0
Total	39	100.0	100.0	

The college provides adequate and smooth support for projects and research facilities.

	Frequency	Percent	Valid Percent	Cumulative Percent
Valid strongly agree	10	25.6	25.6	25.6
Agree	29	74.4	74.4	100.0
Total	39	100.0	100.0	

Tests and examinations are conducted well in time with proper coverage of all units in the syllabus

	Frequency	Percent	Valid Percent	Cumulative Percent
Valid strongly agree	16	41.0	41.0	41.0
Agree	23	59.0	59.0	100.0
Total	39	100.0	100.0	

The course/syllabus has made me interested in the subject area

	Frequency	Percent	Valid Percent	Cumulative Percent
Valid strongly agree	8	20.5	20.5	20.5
Agree	31	79.5	79.5	100.0
Total	39	100.0	100.0	

The course / programme of this subject increased my knowledge and perspective in the subject area.

	Frequency	Percent	Valid Percent	Cumulative Percent
Valid strongly agree	13	33.3	33.3	33.3
Agree	26	66.7	66.7	100.0
Total	39	100.0	100.0	

The books prescribed / listed as reference materials are relevant , updated and appropriate

Principal  
S.D. College, Hoshiarpur

	Frequency	Percent	Valid Percent	Cumulative Percent
Valid strongly agree	8	20.5	20.5	20.5
Agree	31	79.5	79.5	100.0
Total	39	100.0	100.0	

**Infrastructural facilities such as teacher's rooms, class rooms, resource centres , Infilbnet are available in the department**

	Frequency	Percent	Valid Percent	Cumulative Percent
Valid strongly agree	5	12.8	12.8	12.8
Agree	33	84.6	84.6	97.4
Disagree	1	2.6	2.6	100.0
Total	39	100.0	100.0	

**Provisions for professional development are non-discriminatory and fair.**


	Frequency	Percent	Valid Percent	Cumulative Percent
Valid strongly agree	8	20.5	20.5	20.5
Agree	31	79.5	79.5	100.0
Total	39	100.0	100.0	

**The college provides adequate and smooth support for projects and research facilities.**

	Frequency	Percent	Valid Percent	Cumulative Percent
Valid strongly agree	7	17.9	17.9	17.9
Agree	31	79.5	79.5	97.4
Disagree	1	2.6	2.6	100.0
Total	39	100.0	100.0	

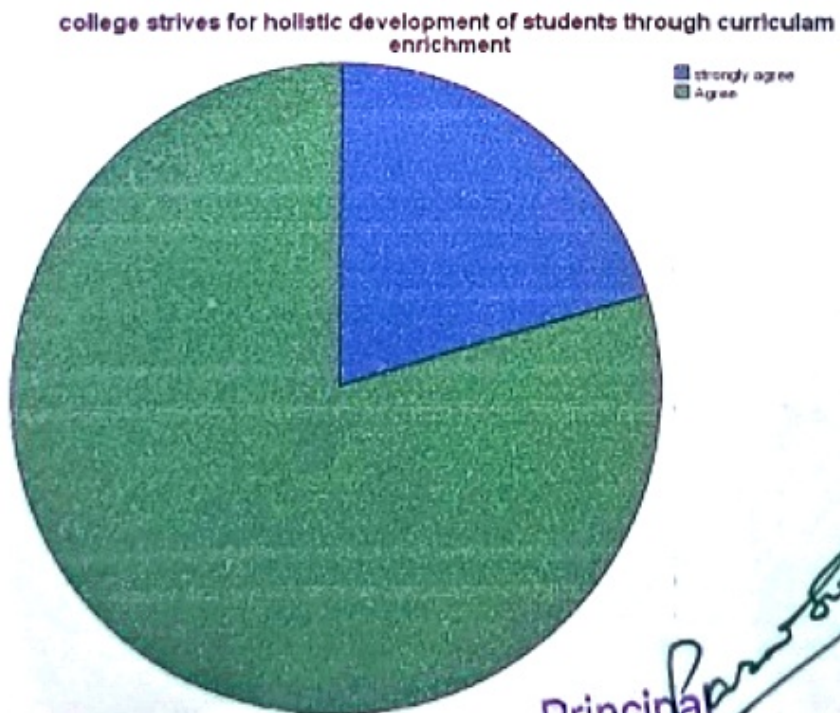
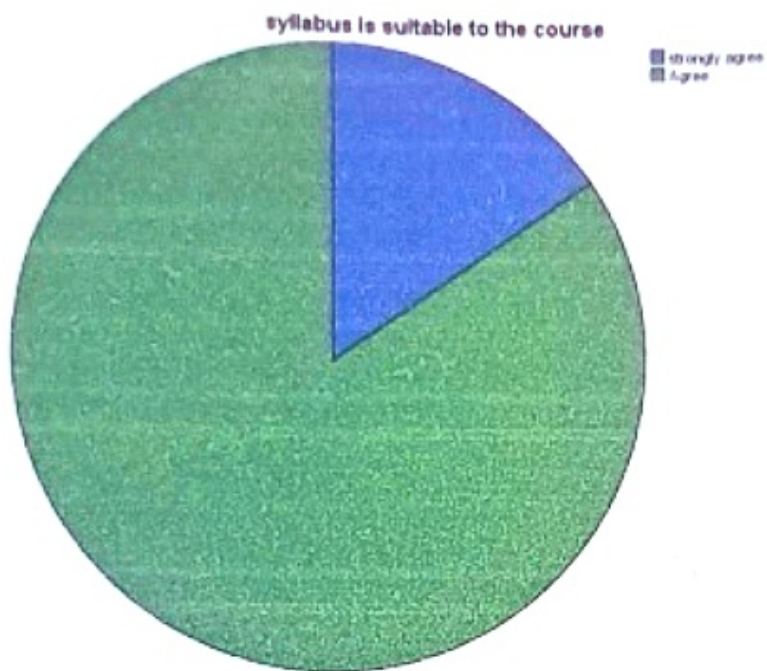
**The college provides adequate funding and support to faculty members for upgrading their skills and qualifications.**

	Frequency	Percent	Valid Percent	Cumulative Percent
Valid strongly agree	4	10.3	10.3	10.3
Agree	33	84.6	84.6	94.9
Disagree	2	5.1	5.1	100.0
Total	39	100.0	100.0	

Principal   
S.D. College, Machilamur

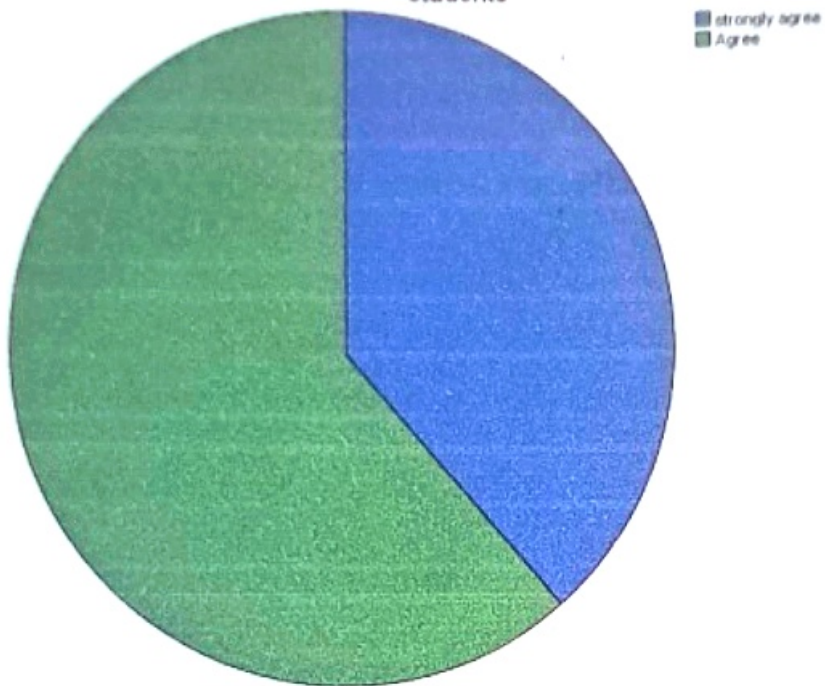


## Pie Chart

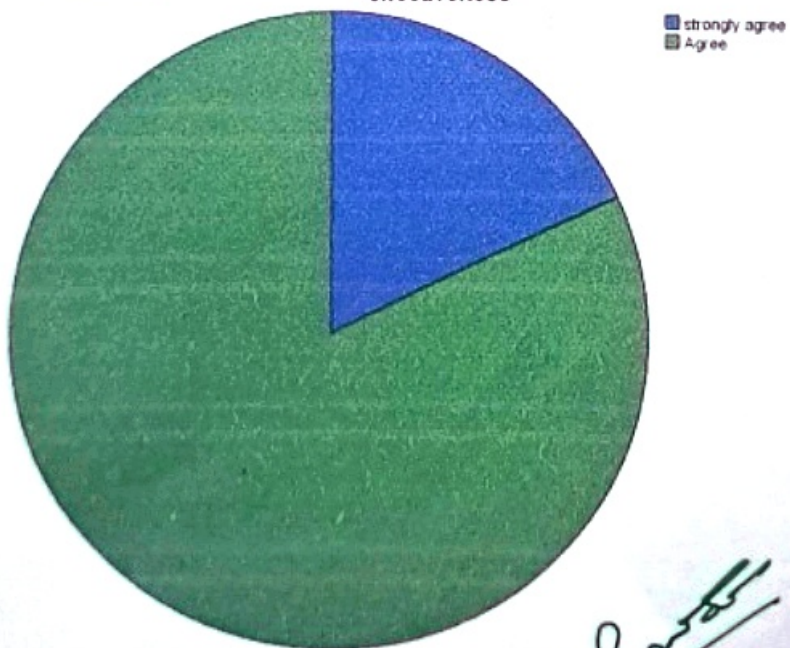


*[Signature]*  
Principal  
S.D. College, Hoshlamir

**Aims and objective of the syllabi are well defined and clear to teachers and students**



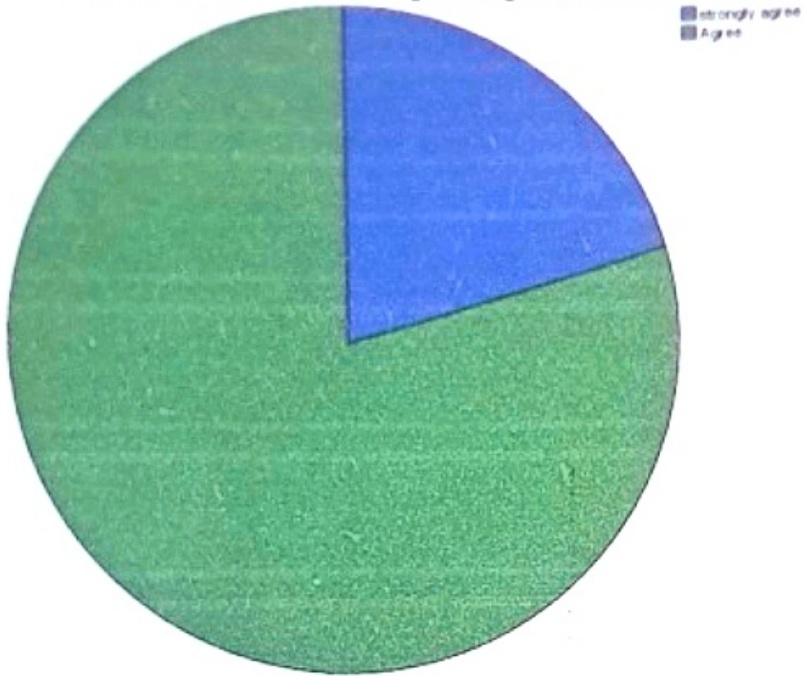
**The college has appropriate feedback system to enhance the learning effectiveness**



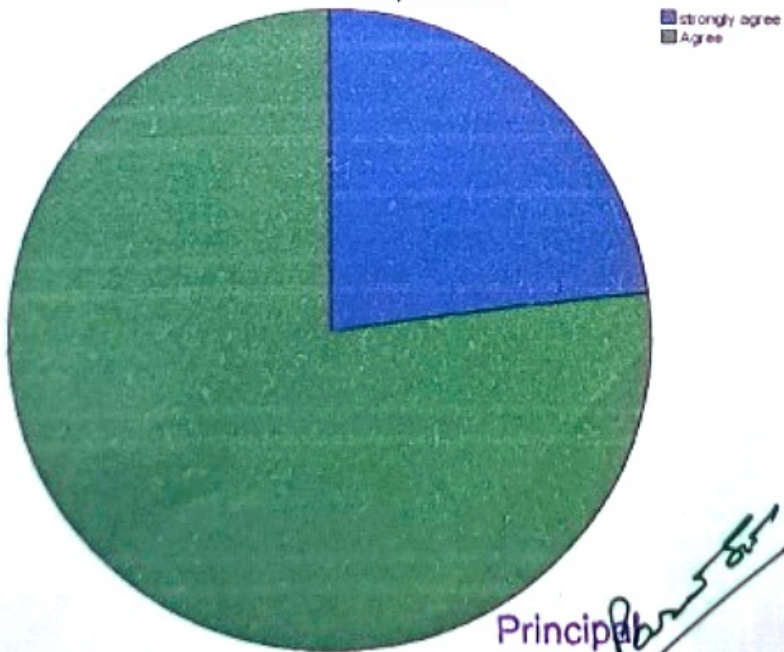
  
Principal  
S.D. College, Hoshiarpur




Institution has a well-structured organised guidance & Counselling system5.

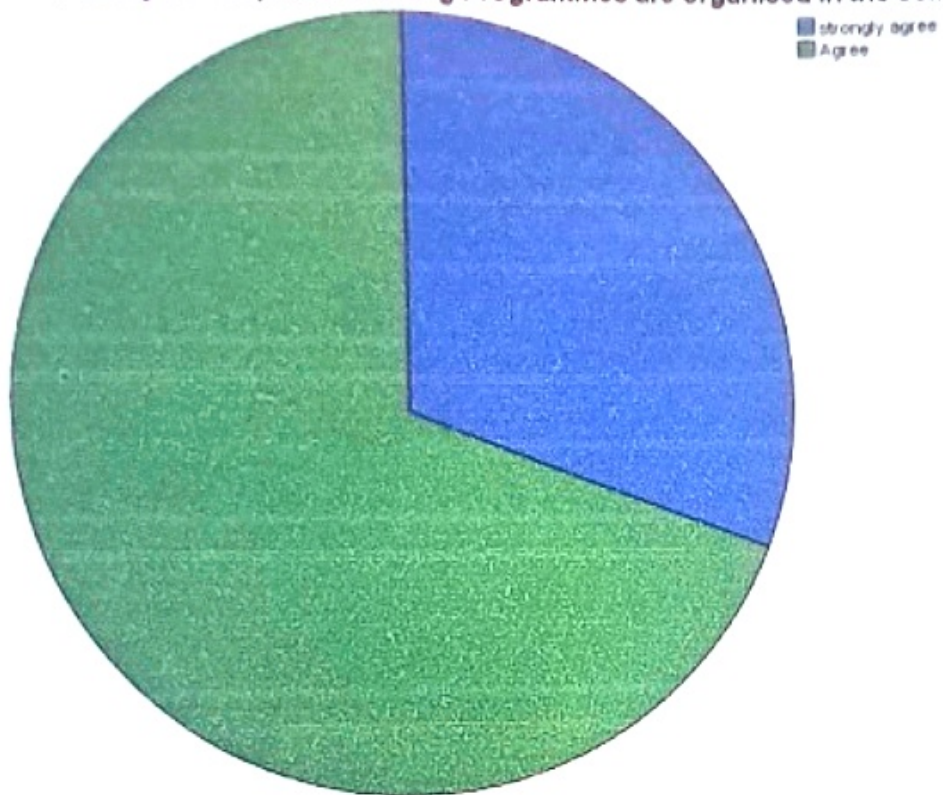


Interactive instructional techniques are used for Effective Teaching learning experiences

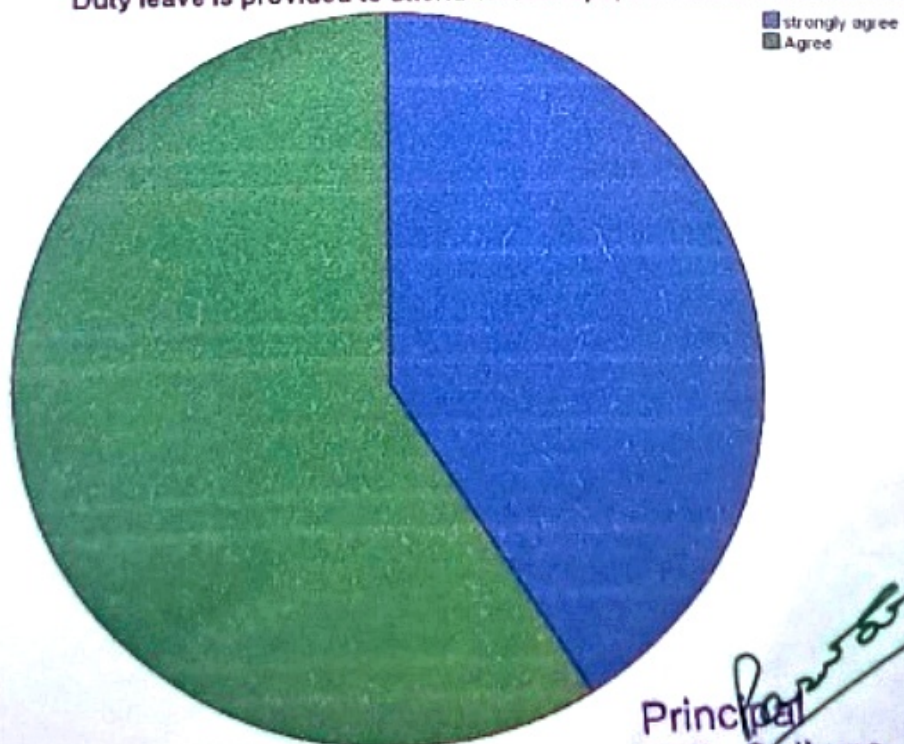


  
Principal  
S.D. College, Hoshiarpur

**Faculty Development Training Programmes are organised in the college**



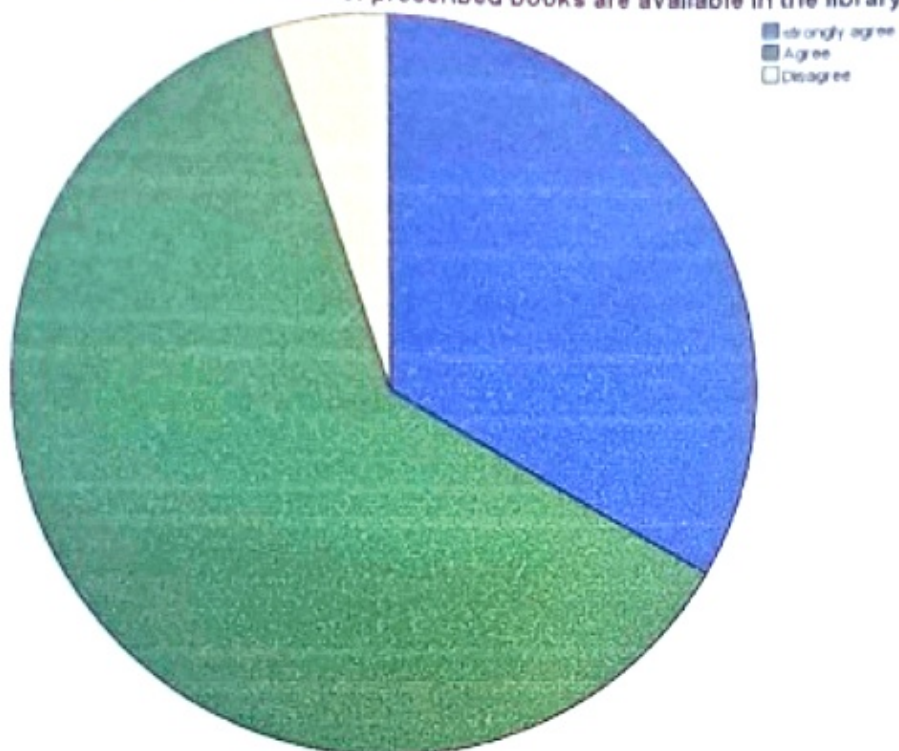
**Duty leave is provided to attend Workshops, Seminars & Conferences**



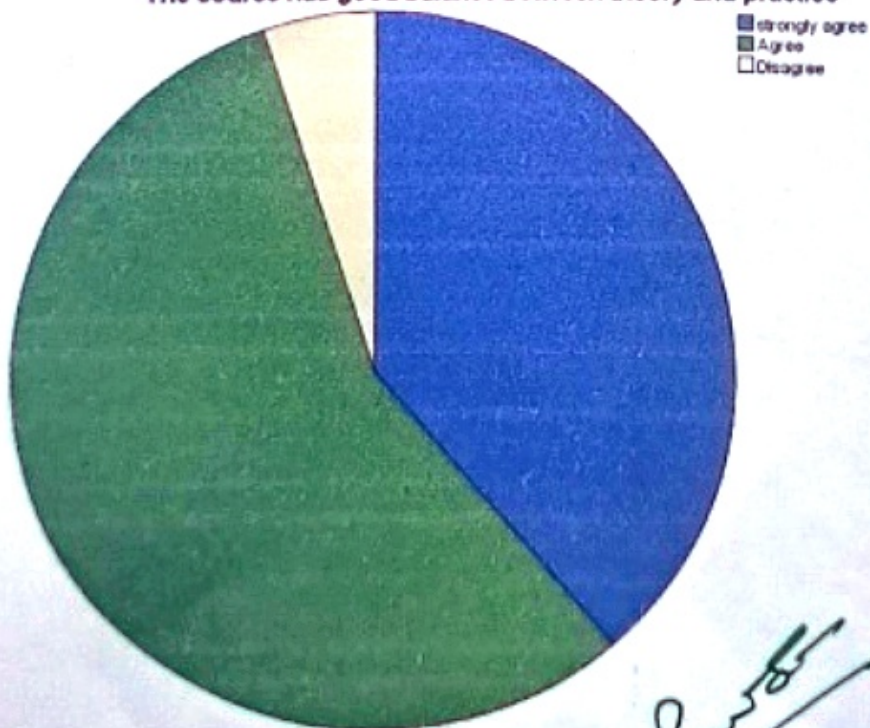
*[Handwritten Signature]*  
Principal  
S.D. College, Mochlami




Sufficient number of prescribed books are available in the library

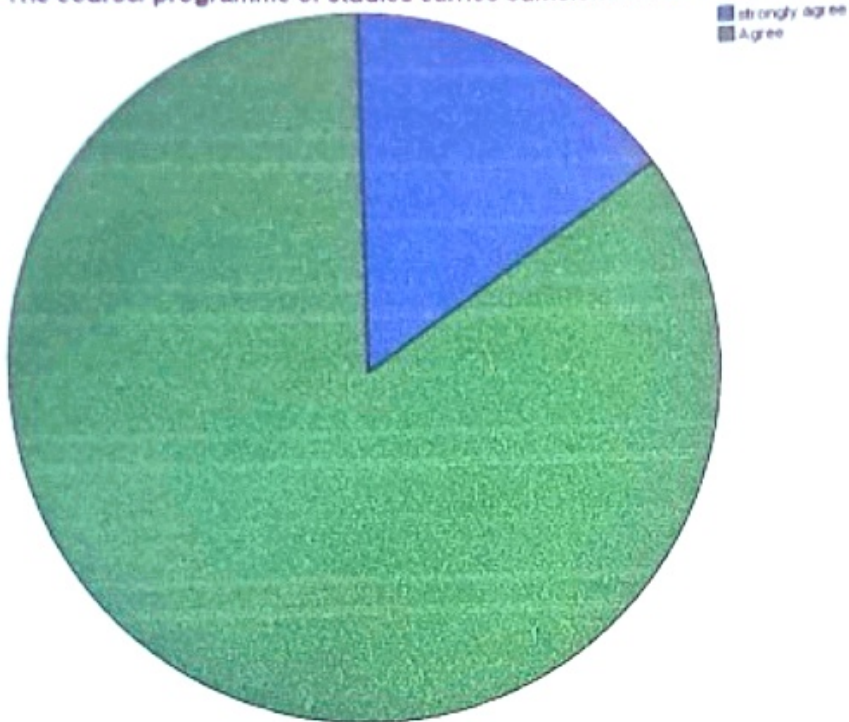


The course has good balance between theory and practice

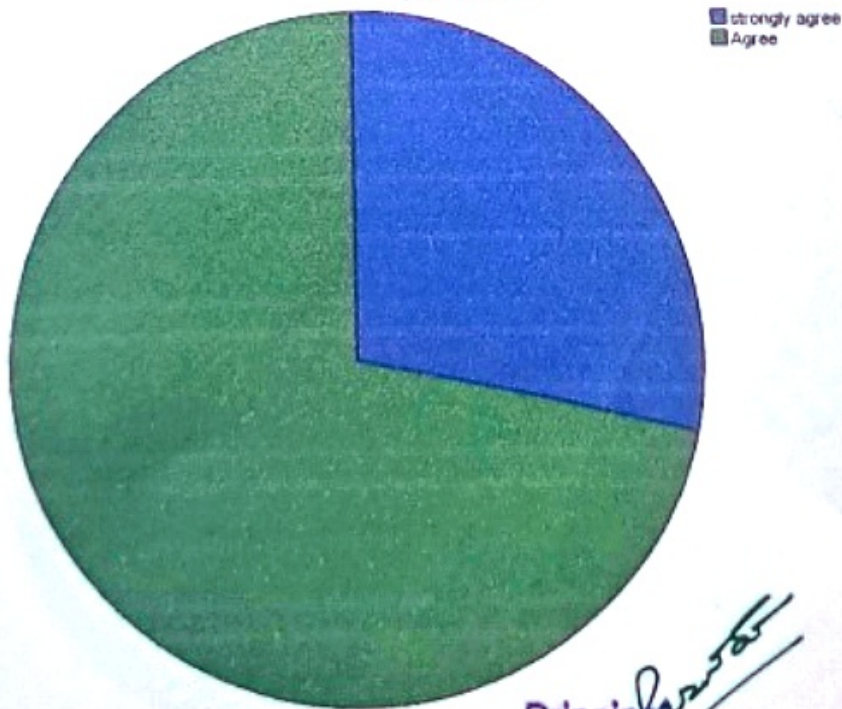



  
Principal  
S.D. College, Hoshlamur

The course/ programme of studies carries sufficient number of optional papers.



I have a freedom to adopt new techniques / strategies of testing and assessment of students

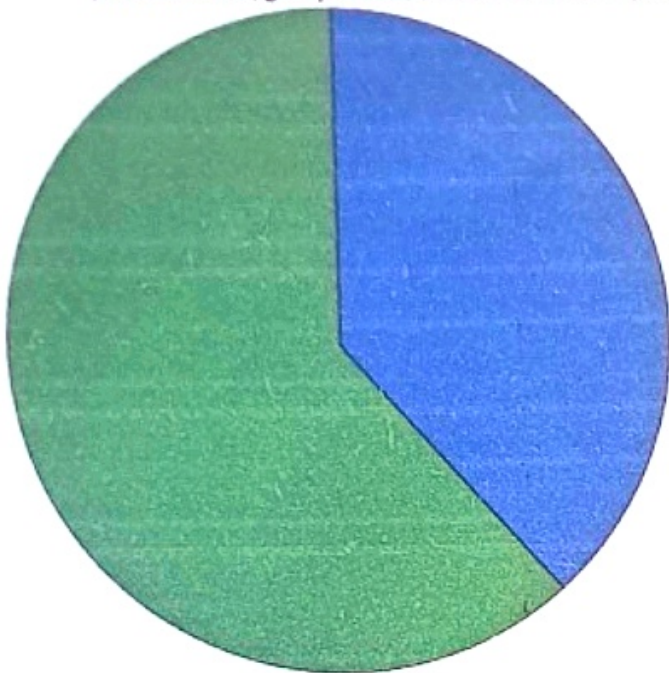


  
Principal  
S.D. College, Hoshiarpur




I have the freedom to adopt new techniques of teachings such as seminar presentations, group discussions and learners participations.

strongly agree  
Agree



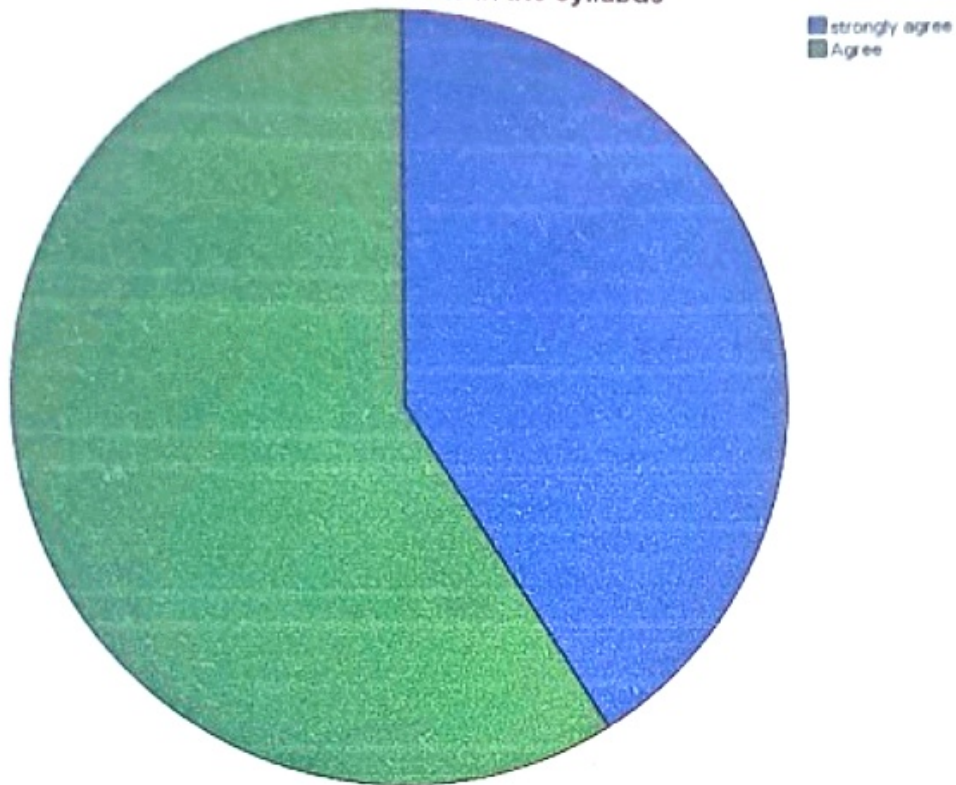
The college provides adequate and smooth support for projects and research facilities.

strongly agree  
Agree

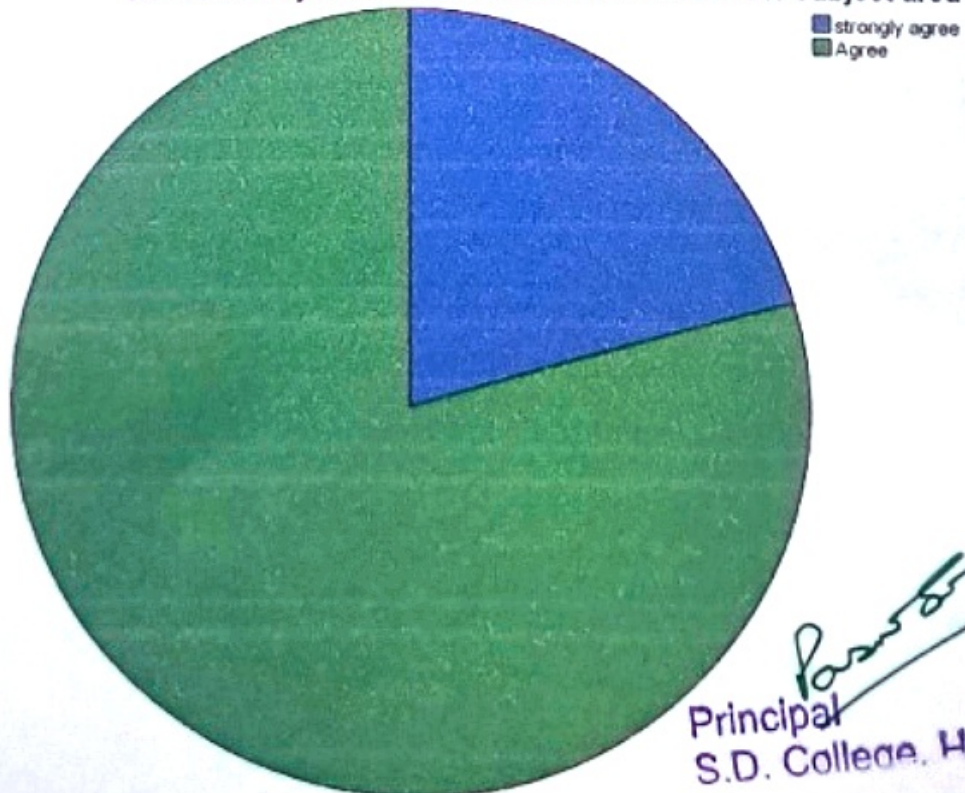



*Pooja*  
Principal  
S.D. College, Hoshangabad

Tests and examinations are conducted well in time with proper coverage of all units in the syllabus



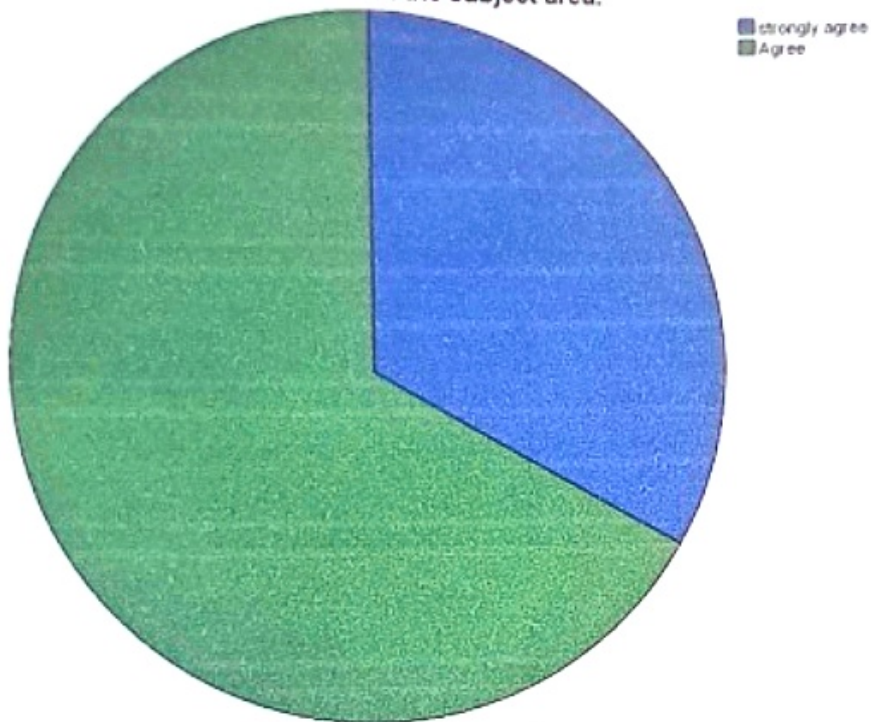
The course/syllabus has made me interested in the subject area



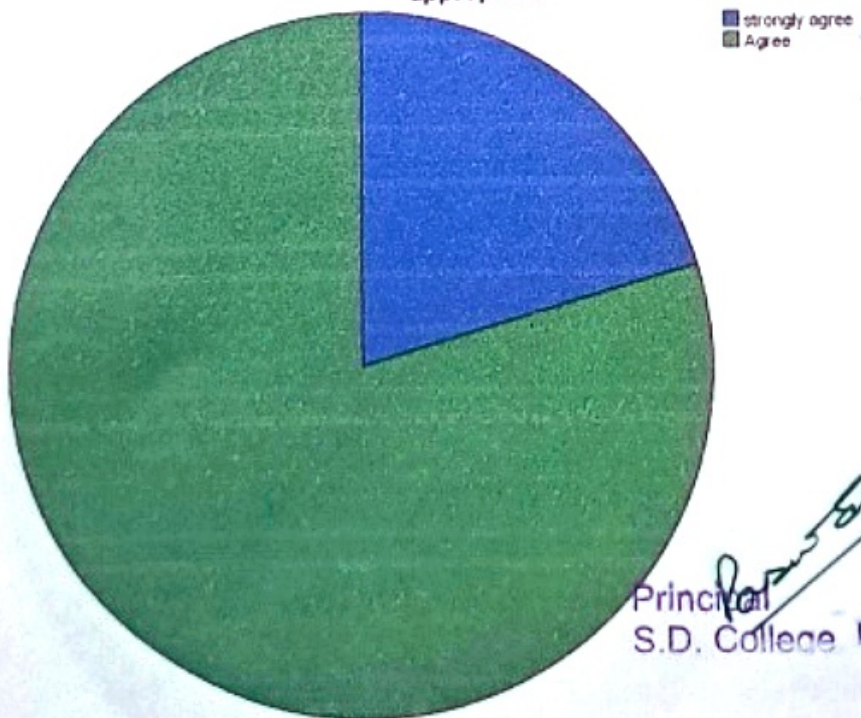
  
Principal  
S.D. College, Hoshlamir



The course / programme of this subject increased my knowledge and perspective in the subject area.

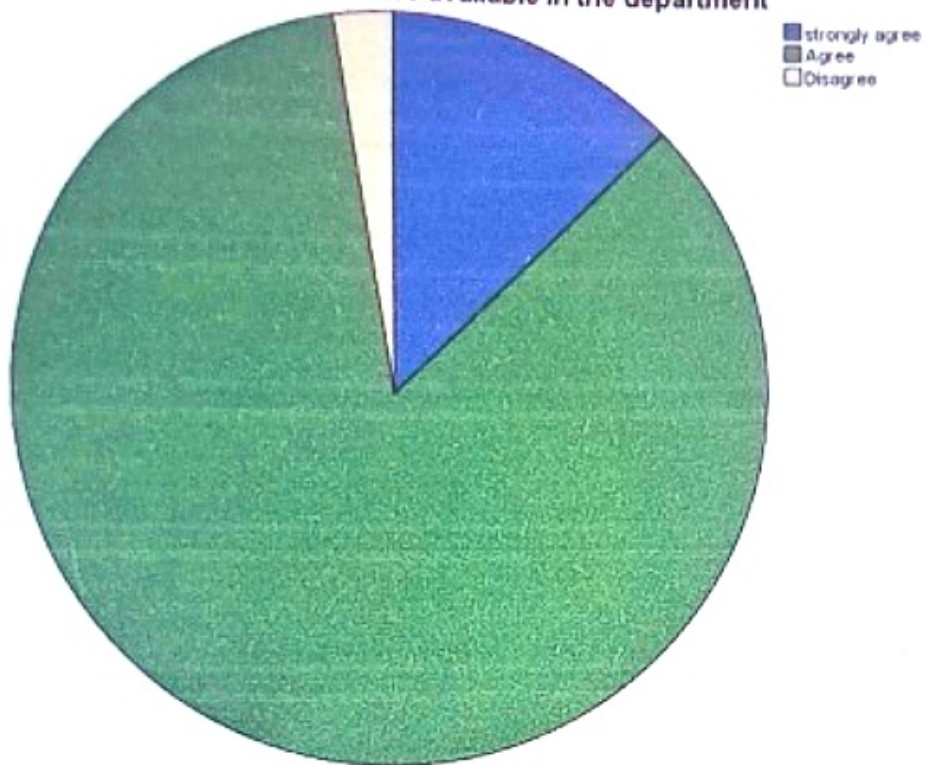


The books prescribed / listed as reference materials are relevant , updated and appropriate

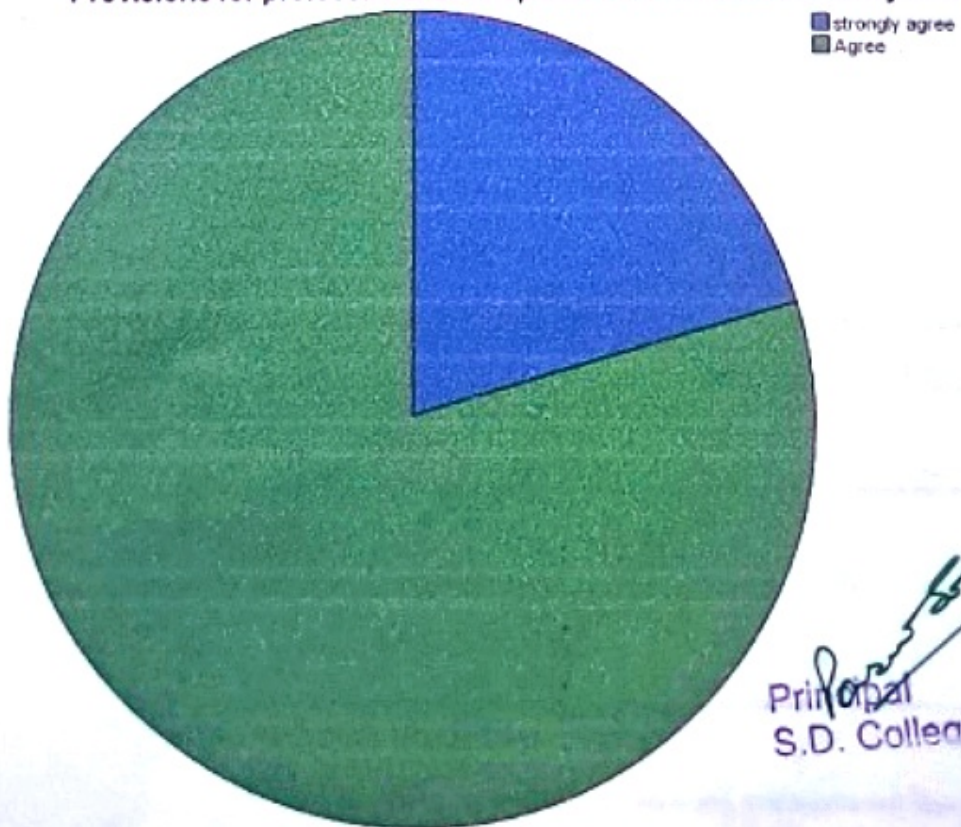


  
Principal  
S.D. College Hoshiarpur

Infrastructural facilities such as teacher's rooms, class rooms, resource centres, Infilbnet are available in the department



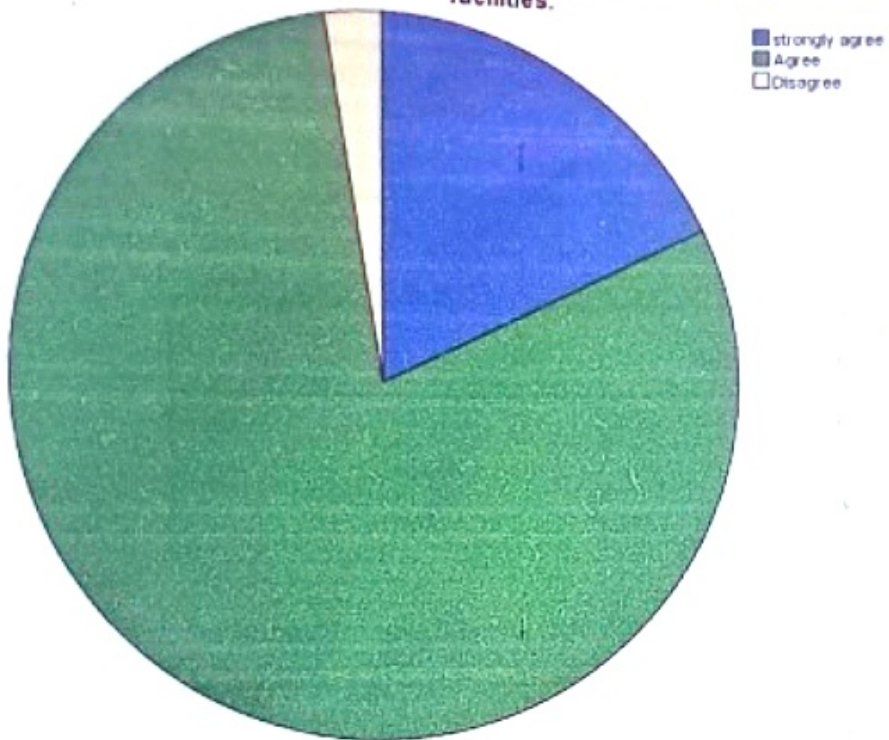
Provisions for professional development are non-discriminatory and fair.



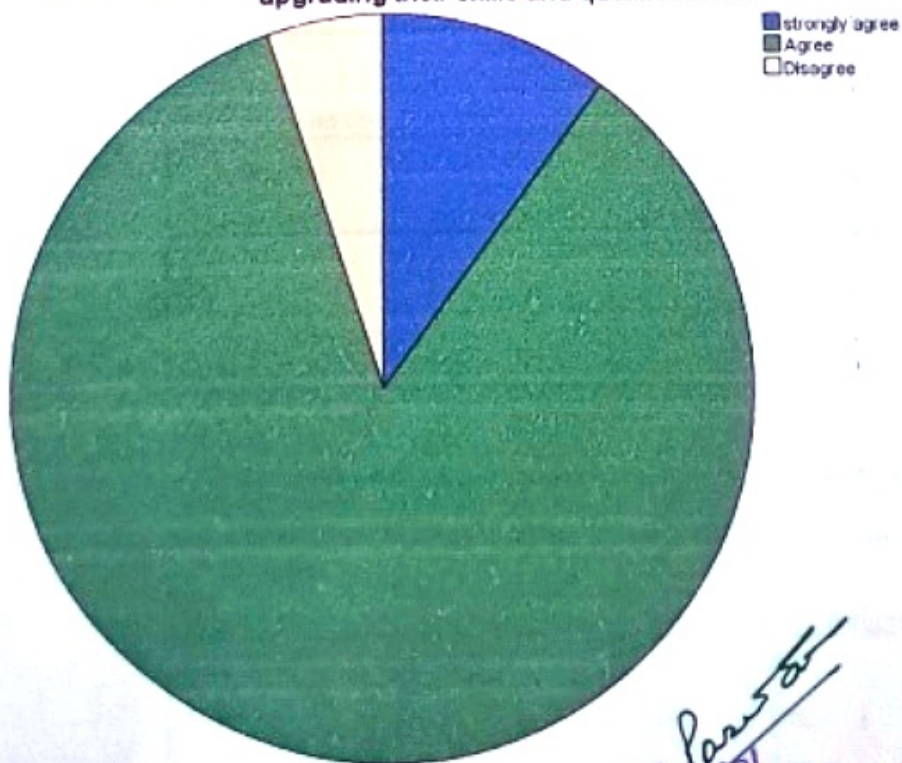
*[Signature]*  
Principal  
S.D. College, Hoshiamur



The college provides adequate and smooth support for projects and research facilities.



The college provides adequate funding and support to faculty members for upgrading their skills and qualifications.



*Panwar*  
Principal  
S.D. College, Uchharamit

**Suggestions**

Practical knowledge should be imparted and enhanced in students  
Practical exposure should be involved in courses

Real life examples should be included in regard to the industry & business  
Courses involving theoretical subjects only

syllabus requires revision  
syllabus should be designed keeping in view practical applications

*Pansar*  
Principal  
S.D. College, Washim